



2016 OCCUPATIONAL WAGES SURVEY

In correspondence, please quote this reference number.

Dear Sir/Madam:

The Philippine Statistics Authority (PSA) is conducting the **2016 Occupational Wages Survey (OWS)**. The **2016 OWS** aims to generate statistics for wage and salary administration and wage determination in collective bargaining negotiations.

This Office is authorized to collect information from businesses and industries under **Republic Act No. 10625 (RA 10625). Section 27** of the same law obliges the establishments to provide required data. The information collected shall be kept strictly confidential and shall not be used for purposes of taxation, investigation or regulation as provided under Article 55 of Implementing Rules and Regulations of RA 10625. Also, **Executive Order No. 352**, dated July 1, 1996, designates the OWS as one of the statistical activities that will generate critical data for decision-making of the government and the private sector.

We appreciate your utmost cooperation in accomplishing this questionnaire.

Thank you very much.

Lisa Grace S. Bersales
LISA GRACE S. BERSALES, Ph.D.
National Statistician

Assistance Available:
If you have problems completing this form or in meeting the due date, please contact:

PSA Central Office:
Labor Standards and Relations Statistics Division (LSRSD)
Philippine Statistics Authority
16/F Eton Cyberpod Centris 3
EDSA cor Quezon Avenue, Quezon City
Telefax Nos.: 376-1921/376-1952
Email: lsrsd.staff@psa.gov.ph

PSA Field Office:
Tel. Nos.
Fax No.
E-mail

To be accomplished by Enumerator
(except **GEOCODE**)

1. **Changes in the address label should be written below:**
Business Name of Establishment _____
Floor/Bldg./No./Street/Subdivision _____
Barangay/City/Municipality _____
Zip Code/Province _____ **GEOCODE:** | | | | | | | | | |
2. **If questionnaire is endorsed to head office, particulars should be written below:**
Business Name of Head Office _____
Contact Person _____ Tel. No. _____
Position of Contact Person _____
Floor/Bldg./No./Street/Subdivision _____
Barangay/City/Municipality _____
Zip Code/Province _____ **GEOCODE:** | | | | | | | | | |

Status Code

For Field Personnel			For Central Office Personnel				
RET1	RFV	RET2	RET1	RFV	RET2	CBL	OSE
REF	STR	TCL	REF	STR	TCL	PCL	OSP with PSIC _____
CBL	PCL		DUP with ECN	_____			
DUP of ECN	_____		CON with ECN	_____			
OSP with PSIC	_____		CET with ECN	_____			
OTH (specify)	_____		OTH (specify)	_____			

PLEASE READ BEFORE ACCOMPLISHING THE QUESTIONNAIRE

Survey Objective

Your establishment has been selected to participate in the 2016 Occupational Wages Survey (OWS). The main objective of this survey is to generate statistics for **wage and salary administration and wage determination in collective bargaining negotiations**.

Scope

The OWS monitors employment and wage data for at most 11 occupations in each of the selected industries listed in Part F of this questionnaire. This results to the monitoring of wage rates of 189 occupations across 51 industries. For **all establishments** covered by the survey, similar data are asked for two occupations considered as benchmark, (1) *Accounting and Bookkeeping Clerks* and (2) *Unskilled Workers except Janitors, Messengers and Freight Handlers*. In addition, basic pay and allowances in selected industries are made available through the survey.

Uses of the Data

Statistics on wage rates are useful economic indicators and are inputs to wage, income, productivity and price policies, wage fixing and collective bargaining. Specifically, occupational wage rates can be used to measure wage differentials, wage inequality in typical low wage and high wage occupations and for international comparability. Industry data on basic pay and allowances can be used to measure wage differentials across industries, for investment decisions and as reference in periodic adjustments of minimum wages.

The data category on *average monthly occupational wage rate of selected occupations* is one of the variables listed by the Philippine government under the Special Data Dissemination Standard (SDDS) of the International Monetary Fund. The SDDS serves as reference to member countries in the dissemination of economic and financial data.

Confidentiality of Information

Individual data furnished by a respondent to statistical inquiries, surveys and censuses of the PSA shall be considered privileged communication and as such shall be inadmissible as evidence in any proceeding.

The PSA may release aggregated information from statistical inquiries, surveys and censuses in the form of summaries or statistical tables in which no reference to an individual, corporation, association, partnership, institution or business enterprise shall appear.

Collection Authority

The information asked for is collected under authority of **Republic Act 10625**, approved on September 12, 2013, creating and mandating the Philippine Statistics Authority to prepare and conduct statistical sample surveys on all aspects of socio-economic life including agriculture, industry, trade, finance, prices and marketing information, income and expenditure, education, health, culture and social situations as well as the government and the political sector for the use of the government and the public. Also, **Executive Order No. 352** (System of Designated Statistics), dated July 1, 1996, designates the OWS as one of the statistical activities that will generate critical data for decision-making of the government and the private sector.

Respondents of primary data collection activities such as censuses and sample surveys are obliged to give truthful and complete answers to statistical inquiries. The gathering, consolidation and analysis of such data shall likewise be done in the most truthful and credible manner.

Coverage

Your report should **only** include data for the establishment in the address box in the cover page to avoid multiple reporting as your other branches may have also been selected to participate in our survey.

Periodicity and Reference Period

The OWS is conducted every two years. The reference period for this survey round is the pay period that includes **July 31, 2016**.

Concepts and Definition of Terms

To facilitate the accomplishment of this questionnaire, the definition of terms is found on the same page as the items of inquiry.

Due Date

Please complete this questionnaire and return it on the date agreed upon by you and our designated data collector. However, we would highly appreciate if you can accomplish this questionnaire within **ten (10) days** from your receipt.

Availability of Results

Selected statistics from the 2014 OWS are found on the last page of this questionnaire. More details can be furnished upon request or by visiting our website (<http://www.psa.gov.ph>). Results of the 2016 OWS will be available by **July 31, 2017**.

Part A ➡

PART A: GENERAL INFORMATION

1. What is the main economic activity of your establishment? Please specify your major products/goods or services in order of importance.

2009 PSIC Code:

--	--	--	--	--	--

(Do not fill)

Main Economic Activity _____

Major Products/Goods or Services _____

Establishment - an economic unit engaged in one or predominantly one kind of economic activity under a single ownership or control at a single fixed location, e.g., mine, factory, store, bank, restaurant.

For multi-unit enterprises with different outlets and subsidiaries or whose activities are located at different locations, each branch, outlet or subsidiary is considered an establishment.

For firms engaged in activities which may be physically dispersed such as mining, construction, real estate development, transportation, communication, insurance, etc., the establishment is the **base** from which the personnel operate to carry out their activities or from which they are paid.

Main economic activity - activity that contributes the biggest or major portion of the gross income or revenues of the establishment, e.g., mining of metal ores, manufacture of food products, retail trade, education.

Major products/goods or services - specific product/goods produced or service given by the establishment, e.g., gold, ice cream, electricity, residential buildings, automotive parts, fastfood, shipping, universal banking, security agencies, private tertiary education, private hospital or motion picture production.

2. How many persons did your establishment employ during the pay period that includes July 31, 2016?

<div></div>	+	<div></div>	+	<div></div>	+	<div></div>	+	<div></div>	=	<div></div>
Time-Rated on Full-Time Basis		Time-Rated on Part-Time Basis		Output-Rated Workers		Workers Paid Purely on Commission (with employer control and supervision)		Working Owners (without regular pay) and Unpaid Workers		TOTAL

Include

- working owners with or without regular pay
- salaried directors, managers and executives
- regular and non-regular workers, e.g., probationary, casual, contractual/project-based, seasonal, paid apprentices/learners
- workers on paid vacation, sick, maternity, paternity, service incentive leave and other paid leaves
- persons working away from the establishment but paid by and under its control, e.g., bus drivers
- workers on strike/lockout
- unpaid workers without regular pay who work for at least 1/3 of the working time normal to the establishment

Exclude

- silent or inactive partners
- members of the board of directors paid solely for attendance at meetings
- consultants, persons on retainer basis, contract out/agency-hired workers, homeworkers
- workers on indefinite leave, laid-off workers for six (6) months or more
- workers paid purely on commission and without employer control and supervision
- students under on-the-job training (OJT)

Time-rated workers - workers paid on the basis of a time unit of work such as an hour, a day or a month.

Part-time workers - workers who work at jobs which provide less than the working time normal to the establishment.

Output-rated workers - workers whose pay is in relation to their output, i.e., piece-rate, quota, “pakyao” or “takay” or task.

Workers paid purely on commission with employer control and supervision - persons working for the establishment who are paid purely on the basis of a certain percentage of money received for a transaction. They are under employer control and supervision and are on the regular payroll of the establishment.

Working owners - working owners who do not receive regular pay.

Unpaid workers - persons without regular pay who work for at least 1/3 of the working time normal to the establishment.

Apprentices/learners - workers covered by TESDA apprenticeship/learnership programs who are paid at least 75% of the minimum wage.

PART B: EMPLOYMENT AND WAGE RATES OF TIME-RATED WORKERS ON FULL-TIME BASIS

Reference Period: Pay Period that includes July 31, 2016

1. **Basic Pay:** Please provide the number of time-rated workers on full-time basis in your establishment, **regardless** of job or position, in the applicable time unit and basic pay range.

For standardization purposes, hourly and daily rates are the corresponding equivalent of the monthly pay. They were computed on the basis of 313 working days a year and 8 hours per day.

Hourly Rate		Daily Rate		Monthly Rate	
Basic Pay (P)	Full-Time Workers (Both Sexes)	Basic Pay (P)	Full-Time Workers (Both Sexes)	Basic Pay (P)	Full-Time Workers (Both Sexes)
(1)	(2)	(3)	(4)	(5)	(6)
Below 27.12		Below 215.00		Below 5,000	
27.12 - 31.90		215.00 - 253.33		5,000 - 5,999	
31.91 - 36.69		253.34 - 291.67		6,000 - 6,999	
36.70 - 41.48		291.68 - 330.01		7,000 - 7,999	
41.49 - 46.27		330.02 - 368.35		8,000 - 8,999	
46.28 - 51.06		368.36 - 406.69		9,000 - 9,999	
51.07 - 55.85		406.70 - 445.03		10,000 - 10,999	
55.86 - 60.64		445.04 - 483.37		11,000 - 11,999	
60.65 - 65.43		483.38 - 521.71		12,000 - 12,999	
65.44 - 70.22		521.72 - 560.05		13,000 - 13,999	
70.23 - 75.01		560.06 - 598.39		14,000 - 14,999	
75.02 - 79.80		598.40 - 636.73		15,000 - 15,999	
79.81 - 84.59		636.74 - 675.07		16,000 - 16,999	
84.60 - 89.38		675.08 - 713.41		17,000 - 17,999	
89.39 - 94.17		713.42 - 751.75		18,000 - 18,999	
94.18 - 98.96		751.76 - 790.09		19,000 - 19,999	
98.97 - 103.75		790.10 - 828.43		20,000 - 20,999	
103.76 - 108.54		828.44 - 866.77		21,000 - 21,999	
108.55 - 113.33		866.78 - 905.11		22,000 - 22,999	
113.34 - 118.12		905.12 - 943.45		23,000 - 23,999	
118.13 - 122.91		943.46 - 981.79		24,000 - 24,999	
122.92 - 127.70		981.80 - 1,020.13		25,000 - 25,999	
127.71 - 132.49		1,020.14 - 1,058.47		26,000 - 26,999	
132.50 and over		1,058.48 and over		27,000 and over	
Sub-total		Sub-total		Sub-total	
TOTAL (sum of cols. 2, 4 and 6)					

Time unit - basis of computing, determining or fixing the basic pay or allowance, i.e., hour, day or month. This is different from frequency of payment such as twice a month.

Time-rated workers on full-time basis - workers paid on the basis of a time unit of work and who work at jobs with hours of work equal to or more than those considered as normal or regular to the establishment.

Wage rate - refers to the sum of basic pay and regular/guaranteed cash allowances.

Basic pay includes:

- Pay for normal/regular working time before deductions for employees' social security contributions (e.g., SSS/GSIS, PhilHealth, PAG-IBIG) and withholding taxes, etc.

Basic pay excludes:

- Overtime, night shift differential and other premium pay
- Commissions, tips and shares of employees in service charges
- Payments in kind
- Allowances
- Bonuses and gratuities



ON FULL-TIME BASIS (cont'd)

Reference Period: Pay Period that includes July 31, 2016

2. Allowances: Please provide the number of time-rated workers on full-time basis in your establishment receiving allowances, **regardless** of job or position, in the applicable time unit and allowance range. *The total number of these workers (sum of cols. 8, 10 and 12) should **not exceed** the total number of workers (sum of cols. 2, 4 and 6) reported on page 4.*

For standardization purposes, hourly and daily rates are the corresponding equivalent of the monthly allowances. They were computed on the basis of 313 working days a year and 8 hours per day.

Of the **TOTAL** (sum of cols. 2, 4 and 6) reported on page 4, how many received allowances? Entry should equal sum of cols. 8, 10 and 12 below.

Hourly Rate		Daily Rate		Monthly Rate	
Allowances (₱) (7)	Full-Time Workers (Both Sexes) (8)	Allowances (₱) (9)	Full-Time Workers (Both Sexes) (10)	Allowances (₱) (11)	Full-Time Workers (Both Sexes) (12)
Below 1.20		Below 9.58		Below 250	
1.20 - 2.39		9.58 - 19.15		250 - 499	
2.40 - 3.59		19.16 - 28.73		500 - 749	
3.60 - 4.79		28.74 - 38.31		750 - 999	
4.80 - 5.99		38.32 - 47.89		1,000 - 1,249	
6.00 - 7.19		47.90 - 57.47		1,250 - 1,499	
7.20 - 8.39		57.48 - 67.05		1,500 - 1,749	
8.40 - 9.59		67.06 - 76.63		1,750 - 1,999	
9.60 - 10.79		76.64 - 86.21		2,000 - 2,249	
10.80 - 11.99		86.22 - 95.79		2,250 - 2,499	
12.00 - 13.19		95.80 - 105.37		2,500 - 2,749	
13.20 - 14.39		105.38 - 114.95		2,750 - 2,999	
14.40 - 15.59		114.96 - 124.53		3,000 - 3,249	
15.60 - 16.79		124.54 - 134.11		3,250 - 3,499	
16.80 - 17.99		134.12 - 143.69		3,500 - 3,749	
18.00 - 19.19		143.70 - 153.27		3,750 - 3,999	
19.20 - 20.39		153.28 - 162.85		4,000 - 4,249	
20.40 - 21.59		162.86 - 172.43		4,250 - 4,499	
21.60 - 22.79		172.44 - 182.01		4,500 - 4,749	
22.80 - 23.99		182.02 - 191.59		4,750 - 4,999	
24.00 and over		191.60 and over		5,000 and over	
Sub-total		Sub-total		Sub-total	

TOTAL (sum of cols. 8, 10 and 12)

Page 10

Allowances include:

- Cost of living allowances (COLA)
- Other guaranteed cash payments given monthly

Allowances exclude:

- Reimbursements for travel, entertainment, meals and other expenses, etc. incurred in conducting the business of the employer
- Cost of uniform/working clothes
- Bonuses and gratuities
- Family allowances
- Payments in kind

PART C: EMPLOYMENT AND WAGE RATES OF TIME-RATED WORKERS ON FULL-TIME BASIS IN SELECTED OCCUPATIONS

Reference Period: Pay Period that includes July 31, 2016

The OWS monitors employment and wage data for at most 11 occupations in each of the selected industries listed in Part F of this questionnaire. This results to the monitoring of wage rates of 189 occupations across 51 industries. For all establishments covered by the survey, similar data are asked for two (2) occupations considered as benchmark, (1) Accounting and Bookkeeping Clerks and (2) Unskilled Workers except Janitors, Messengers and Freight Handlers.

Example on how to accomplish Part C of the questionnaire:

Occupation: Sewers, Embroiderers and Related Workers

1. Current Wage Rates

1a. BASIC PAY			1b. ALLOWANCES		
Time Unit H – Hour D – Day M – Month (1)	Basic Pay per Worker (₱) (2)	Full-Time Workers (Both Sexes) (3)	Time Unit H – Hour D – Day M – Month (4)	Allowances per Worker (₱) (5)	Full-Time Workers (Both Sexes) (6)
D	400.00	1	D	15.00	3
D	466.00	3			
TOTAL (sum of col. 3)		4	TOTAL (sum of col. 6)		3

Note: Total of col. 6 is not equal to total of col. 3 since not all workers are given allowances.

2. Time-rated workers on full-time basis
(Currently employed as of reference period)

1

Men

+

3

Women

=

4

Total

For the two benchmark occupations, please provide requested information (refer to pages 4 and 5 for definitions of basic pay and allowances). Use additional sheets following the format below if the space provisions are inadequate for your use.

Accounting and Bookkeeping Clerks

PSOC 2002 Update 4121

Function: Help with the accounting and bookkeeping records and computations, wages and production cost computations as well as cash payments.

1. Current Wage Rates

1a. BASIC PAY			1b. ALLOWANCES		
Time Unit H – Hour D – Day M – Month (1)	Basic Pay per Worker (₱) (2)	Full-Time Workers (Both Sexes) (3)	Time Unit H – Hour D – Day M – Month (4)	Allowances per Worker (₱) (5)	Full-Time Workers (Both Sexes) (6)
TOTAL (sum of col. 3)			TOTAL (sum of col. 6)		

2. Time-rated workers on full-time basis
(Currently employed as of reference period)

Men

+

Women

=

Total

Unskilled Workers except Janitors, Messengers and Freight Handlers

PSOC 2002 Update 9400

Function: Perform a variety of low-skilled and routine manual tasks, requiring a minimum of training, little or no previous experience and mainly physical effort.

1. Current Wage Rates

1a. BASIC PAY			1b. ALLOWANCES		
Time Unit H – Hour D – Day M – Month (1)	Basic Pay per Worker (₱) (2)	Full-Time Workers (Both Sexes) (3)	Time Unit H – Hour D – Day M – Month (4)	Allowances per Worker (₱) (5)	Full-Time Workers (Both Sexes) (6)
TOTAL (sum of col. 3)			TOTAL (sum of col. 6)		

2. Time-rated workers on full-time basis
(Currently employed as of reference period)

Men

+

Women

=

Total



PART C: EMPLOYMENT AND WAGE RATES OF TIME-RATED WORKERS ON FULL-TIME BASIS IN SELECTED OCCUPATIONS (cont'd)

Reference Period: Pay Period that includes July 31, 2016

In case your establishment is engaged in any of the industries listed in Part F of this questionnaire, you should have been provided the applicable **occupational sheet** that describes the other selected occupations for each industry. These occupations are described in accordance with the Philippine Standard Occupational Classification (PSOC) 2002 Update. Request from our data collector the applicable occupational sheet if you were not provided this. Provide the required data for the enumerated occupations in the occupational sheet or for comparable jobs existing in your establishment. Use additional sheets following the format below if the space provisions are inadequate for your use.

Occupation: PSOC 2002 Update Do not fill

1. Current Wage Rates

1a. BASIC PAY			1b. ALLOWANCES		
Time Unit H – Hour D – Day M – Month (1)	Basic Pay per Worker (₱) (2)	Full-Time Workers (Both Sexes) (3)	Time Unit H – Hour D – Day M – Month (4)	Allowances per Worker (₱) (5)	Full-Time Workers (Both Sexes) (6)
TOTAL (sum of col. 3)			TOTAL (sum of col. 6)		

2. Time-rated workers on full-time basis (Currently employed as of reference period) Men + Women = Total

Occupation: PSOC 2002 Update Do not fill

1. Current Wage Rates

1a. BASIC PAY			1b. ALLOWANCES		
Time Unit H – Hour D – Day M – Month (1)	Basic Pay per Worker (₱) (2)	Full-Time Workers (Both Sexes) (3)	Time Unit H – Hour D – Day M – Month (4)	Allowances per Worker (₱) (5)	Full-Time Workers (Both Sexes) (6)
TOTAL (sum of col. 3)			TOTAL (sum of col. 6)		

2. Time-rated workers on full-time basis (Currently employed as of reference period) Men + Women = Total

Occupation: PSOC 2002 Update Do not fill

1. Current Wage Rates

1a. BASIC PAY			1b. ALLOWANCES		
Time Unit H – Hour D – Day M – Month (1)	Basic Pay per Worker (₱) (2)	Full-Time Workers (Both Sexes) (3)	Time Unit H – Hour D – Day M – Month (4)	Allowances per Worker (₱) (5)	Full-Time Workers (Both Sexes) (6)
TOTAL (sum of col. 3)			TOTAL (sum of col. 6)		

2. Time-rated workers on full-time basis (Currently employed as of reference period) Men + Women = Total



PART C: EMPLOYMENT AND WAGE RATES OF TIME-RATED WORKERS
ON FULL-TIME BASIS IN SELECTED OCCUPATIONS (cont'd)

Reference Period: Pay Period that includes July 31, 2016

Occupation: _____ PSOC 2002 Update

Do not fill

1. Current Wage Rates

1a. BASIC PAY			1b. ALLOWANCES		
Time Unit H – Hour D – Day M – Month (1)	Basic Pay per Worker (₱) (2)	Full-Time Workers (Both Sexes) (3)	Time Unit H – Hour D – Day M – Month (4)	Allowances per Worker (₱) (5)	Full-Time Workers (Both Sexes) (6)
TOTAL (sum of col. 3)			TOTAL (sum of col. 6)		

2. Time-rated workers on full-time basis
(Currently employed as of reference period)

Men

+

Women

=

Total

Occupation: _____ PSOC 2002 Update

Do not fill

1. Current Wage Rates

1a. BASIC PAY			1b. ALLOWANCES		
Time Unit H – Hour D – Day M – Month (1)	Basic Pay per Worker (₱) (2)	Full-Time Workers (Both Sexes) (3)	Time Unit H – Hour D – Day M – Month (4)	Allowances per Worker (₱) (5)	Full-Time Workers (Both Sexes) (6)
TOTAL (sum of col. 3)			TOTAL (sum of col. 6)		

2. Time-rated workers on full-time basis
(Currently employed as of reference period)

Men

+

Women

=

Total

Occupation: _____ PSOC 2002 Update

Do not fill

1. Current Wage Rates

1a. BASIC PAY			1b. ALLOWANCES		
Time Unit H - Hour D - Day M - Month (1)	Basic Pay per Worker (₱) (2)	Full-Time Workers (Both Sexes) (3)	Time Unit H - Hour D - Day M - Month (4)	Allowances per Worker (₱) (5)	Full-Time Workers (Both Sexes) (6)
TOTAL (sum of col. 3)			TOTAL (sum of col. 6)		

2. Time-rated workers on full-time basis
(Currently employed as of reference period)

Men

+

Women

=

Total



PART C: EMPLOYMENT AND WAGE RATES OF TIME-RATED WORKERS
ON FULL-TIME BASIS IN SELECTED OCCUPATIONS (cont'd)

Reference Period: Pay Period that includes July 31, 2016

Occupation:

PSOC 2002 Update

Do not fill

1. Current Wage Rates

1a. BASIC PAY			1b. ALLOWANCES		
Time Unit H – Hour D – Day M – Month (1)	Basic Pay per Worker (₱) (2)	Full-Time Workers (Both Sexes) (3)	Time Unit H – Hour D – Day M – Month (4)	Allowances per Worker (₱) (5)	Full-Time Workers (Both Sexes) (6)
TOTAL (sum of col. 3)			TOTAL (sum of col. 6)		

2. Time-rated workers on full-time basis
(Currently employed as of reference period)

Men

+

Women

=

Total

Occupation:

PSOC 2002 Update

Do not fill

1. Current Wage Rates

1a. BASIC PAY			1b. ALLOWANCES		
Time Unit H – Hour D – Day M – Month (1)	Basic Pay per Worker (₱) (2)	Full-Time Workers (Both Sexes) (3)	Time Unit H – Hour D – Day M – Month (4)	Allowances per Worker (₱) (5)	Full-Time Workers (Both Sexes) (6)
TOTAL (sum of col. 3)			TOTAL (sum of col. 6)		

2. Time-rated workers on full-time basis
(Currently employed as of reference period)

Men

+

Women

=

Total

Occupation:

PSOC 2002 Update

Do not fill

1. Current Wage Rates

1a. BASIC PAY			1b. ALLOWANCES		
Time Unit H - Hour D - Day M - Month (1)	Basic Pay per Worker (₱) (2)	Full-Time Workers (Both Sexes) (3)	Time Unit H - Hour D - Day M - Month (4)	Allowances per Worker (₱) (5)	Full-Time Workers (Both Sexes) (6)
TOTAL (sum of col. 3)			TOTAL (sum of col. 6)		

2. Time-rated workers on full-time basis
(Currently employed as of reference period)

Men

+

Women

=

Total

Part D ➡

PART D: CERTIFICATION

This is to certify as to the accuracy of the data provided in this questionnaire.

Name/Signature of Contact Person		
in the Establishment:		
Position:	Fax No.:	
Tel. No.:	E-mail Address:	
Time spent in answering this questionnaire: <input type="checkbox"/> Less than a day <input type="checkbox"/> 1 - 2 days <input type="checkbox"/> More than 2 days (Please specify) _____		
Comments:		
A. On data provided for the 2016 Occupational Wages Survey (OWS)		
B. On the results of the 2014 Occupational Wages Survey (OWS)		
C. On presentation/packaging of questionnaire:		Suggestions for improvement:
Definition of terms	<input type="checkbox"/> Easy to understand <input type="checkbox"/> Vague	
Layout	<input type="checkbox"/> User-friendly <input type="checkbox"/> Not user-friendly	
Font, color	<input type="checkbox"/> Appealing <input type="checkbox"/> Not appealing	

Thank you for your patience and full cooperation to our undertaking.

PART E: SURVEY PERSONNEL

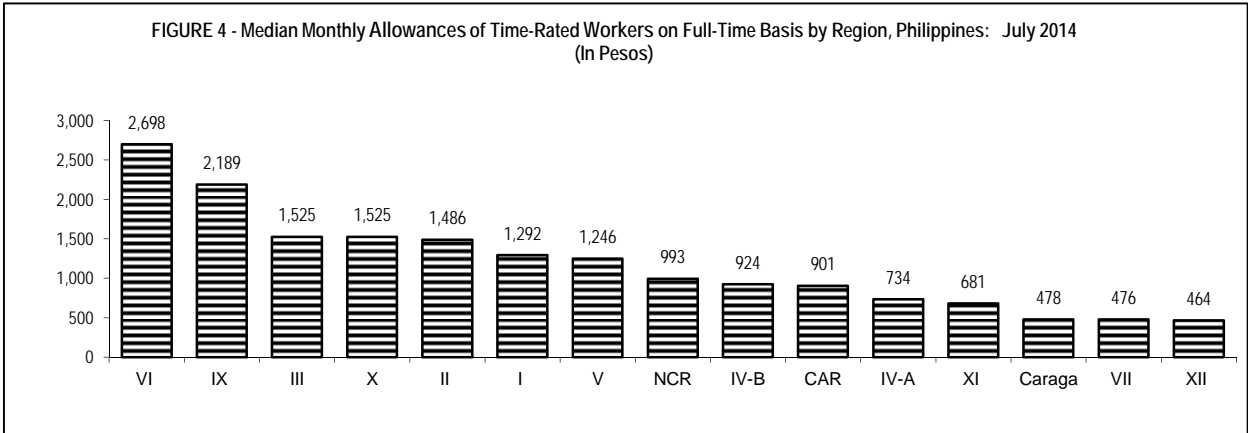
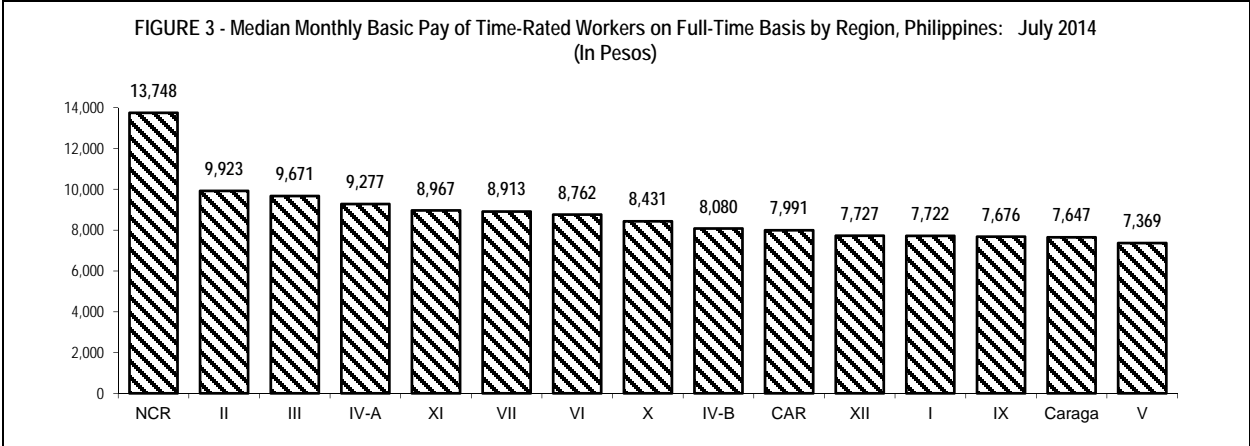
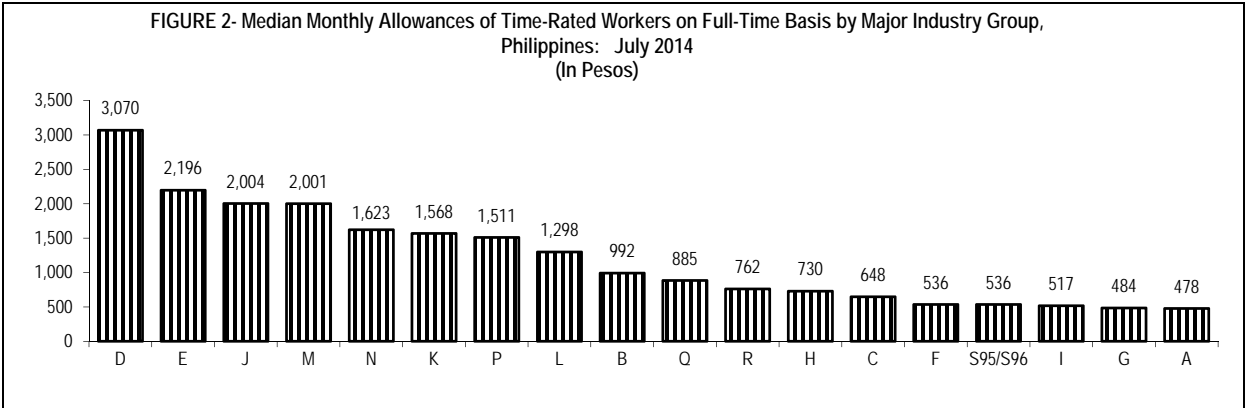
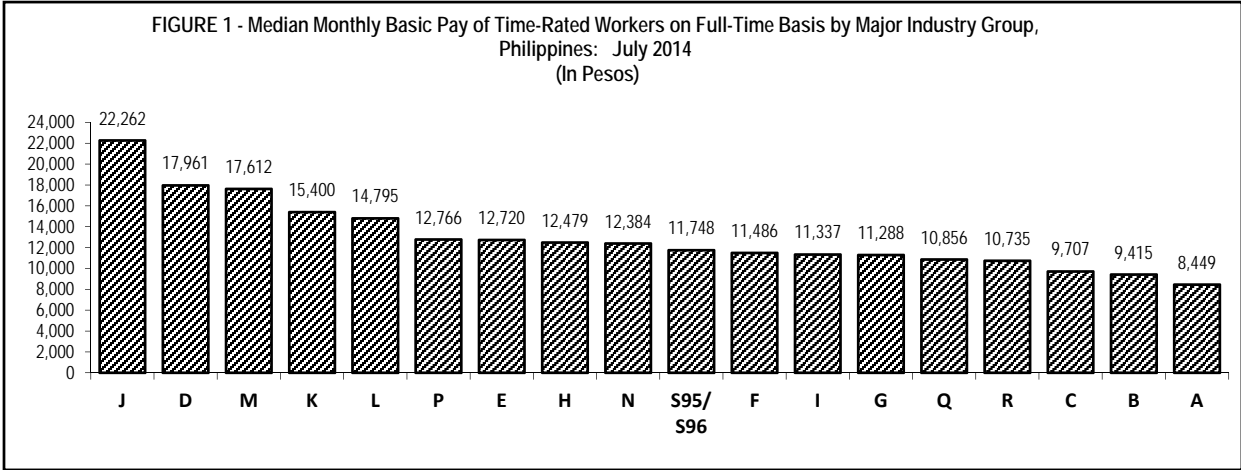
Name	Enumerator	Assistant Supervisor	Provincial Supervisor	Reviewer (Central Office)
Date				

PART F: INDUSTRIES WITH SELECTED OCCUPATIONS

2009 Philippine Standard Industrial Classification (PSIC) Code	INDUSTRY GROUP
A01/A02	Crop and Animal Production, Hunting and Related Service Activities; Forestry and Logging
A03	Fishing and Aquaculture
B05/B06/B08	Mining of Coal and Lignite; Extraction of Crude Petroleum and Natural Gas; and Other Mining and Quarrying
B07	Mining of Metal Ores
C10/C11	Manufacture of Food Products and Beverages
C13	Manufacture of Textiles
C14	Manufacture of Wearing Apparel
C15	Manufacture of Leather and Related Products
C162	Manufacture of Products of Wood, Cork, Straw and Plaiting Materials
C17	Manufacture of Paper and Paper Products
C18	Printing and Reproduction of Recorded Media
C19	Manufacture of Coke and Refined Petroleum Products
C20	Manufacture of Chemicals and Chemical Products
C21	Manufacture of Basic Pharmaceutical Products and Pharmaceutical Preparation
C221	Manufacture of Rubber Products
C222	Manufacture of Plastic Products
C23	Manufacture of Other Non-Metallic Mineral Products
C24	Manufacture of Basic Metals
C25	Manufacture of Fabricated Metal Products except Machinery and Equipment
C26	Manufacture of Computer, Electronic and Optical Products
C27	Manufacture of Electrical Equipment
C28	Manufacture of Machinery and Equipment, n. e. c.
C29	Manufacture of Motor Vehicles, Trailers and Semi-Trailers
C301	Building of Ships and Boats
C31	Manufacture of Furniture
D35	Electricity, Gas, Steam and Air Conditioning Supply
E36	Water Collection, Treatment and Supply
F41/F42/F43	Construction
G45	Wholesale and Retail Trade and Repair of Motor Vehicles and Motorcycles
G46	Wholesale Trade except of Motor Vehicles and Motorcycles
G47	Retail Trade except of Motor Vehicles and Motorcycles
H49 excl. H492	Land Transport and Transport via Pipelines except Transport via Buses
H492	Transport via Buses
H50	Water Transport
H51	Air Transport
H52	Warehousing and Support Activities for Transportation
I55/I56	Accommodation and Food Service Activities
J58	Publishing Activities
J590*	Animated Films and Cartoons Production
J61	Telecommunications
J62/J63	Computer Programming, Consultancy and Related Activities; Information Service Activities
K64 excl. K6411	Financial Service Activities except Insurance, Pension Funding and Central Banking
K65	Insurance, Reinsurance and Pension Funding except Compulsory Social Security
L68	Real Estate Activities
M692	Accounting, Bookkeeping and Auditing Activities; Tax Consultancy
M711	Architectural and Engineering Activities and Related Technical Consultancy
N79	Travel Agency, Tour Operator, Reservation Service and Related Activities
N8221	Call Center Activities (Voice)
N82226	Medical Transcription Activities
P85	Education except Public Education
Q86	Human Health Activities except Public Health Activities

*PSA code.

Selected Statistics from 2014 Occupational Wages Survey



- A - Agriculture, Forestry and Fishing

B - Mining and Quarrying

C – Manufacturing

D - Electricity, Gas, Steam and Air Conditioning Supply

E - Water Supply; Sewerage, Waste Management and Remediation Activities

F – Construction
- G - Wholesale and Retail Trade; Repair of Motor Vehicles and Motorcycles

H - Transportation and Storage

I - Accommodation and Food Service Activities

J - Information and Communications

K - Financial and Insurance Activities

L - Real Estate Activities
- M - Professional, Scientific and Technical Activities

N - Administrative and Support Service Activities

P - Education except Public Education

Q - Human Health and Social Work Activities

R - Arts, Entertainment and Recreation

S95/S96 - Repair of Computers and Personal and Household Goods; Other Personal Service Activities

Note: Data for Regions VIII and ARMM were suppressed due to low response rates.