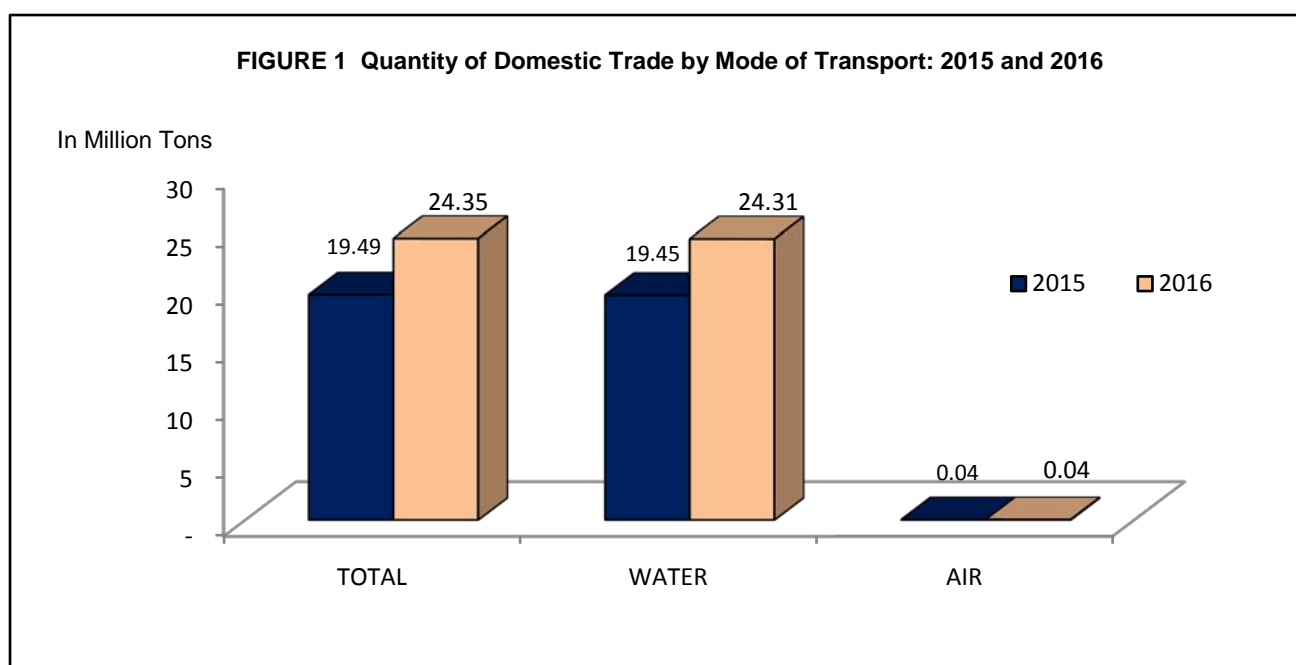


Commodity Flow in the Philippines 2016

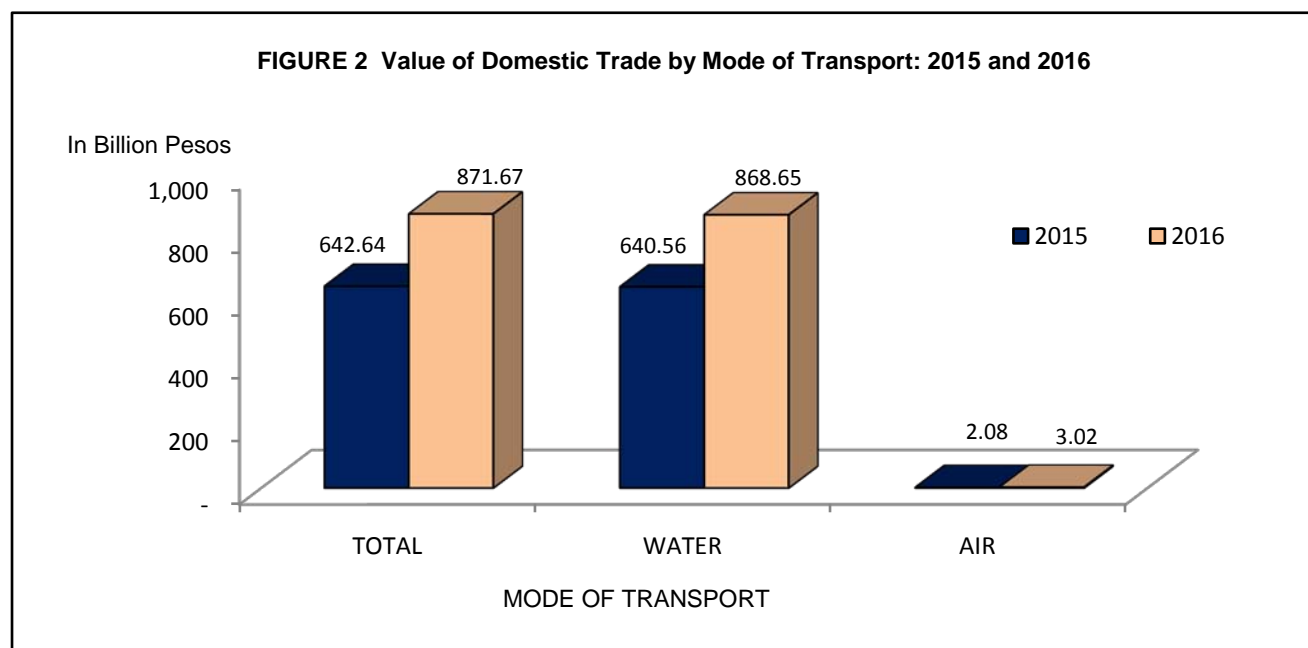
QUANTITY AND VALUE OF DOMESTIC TRADE INCREASE IN 2016

The total quantity of domestic trade in 2016 was recorded at 24.35 million tons, up by 25.0 percent from 19.49 million tons posted in 2015. **Food and live animals** commodities were the highest in quantity with 6.61 million tons of all the traded commodities while **animal and vegetable oils, fats and waxes** had the least with less than

MODE OF TRANSPORT



On the other hand, total value of domestic trade in 2016 rose by 35.6 percent, from PHP642.64 billion in 2015 to PHP871.67 billion in 2016. **Machinery and transport equipment** posted the highest value of PHP281.71 billion in 2016. On the other hand, the lowest value of PHP2.95 billion was registered for **animal and vegetable oils, fats and waxes**.

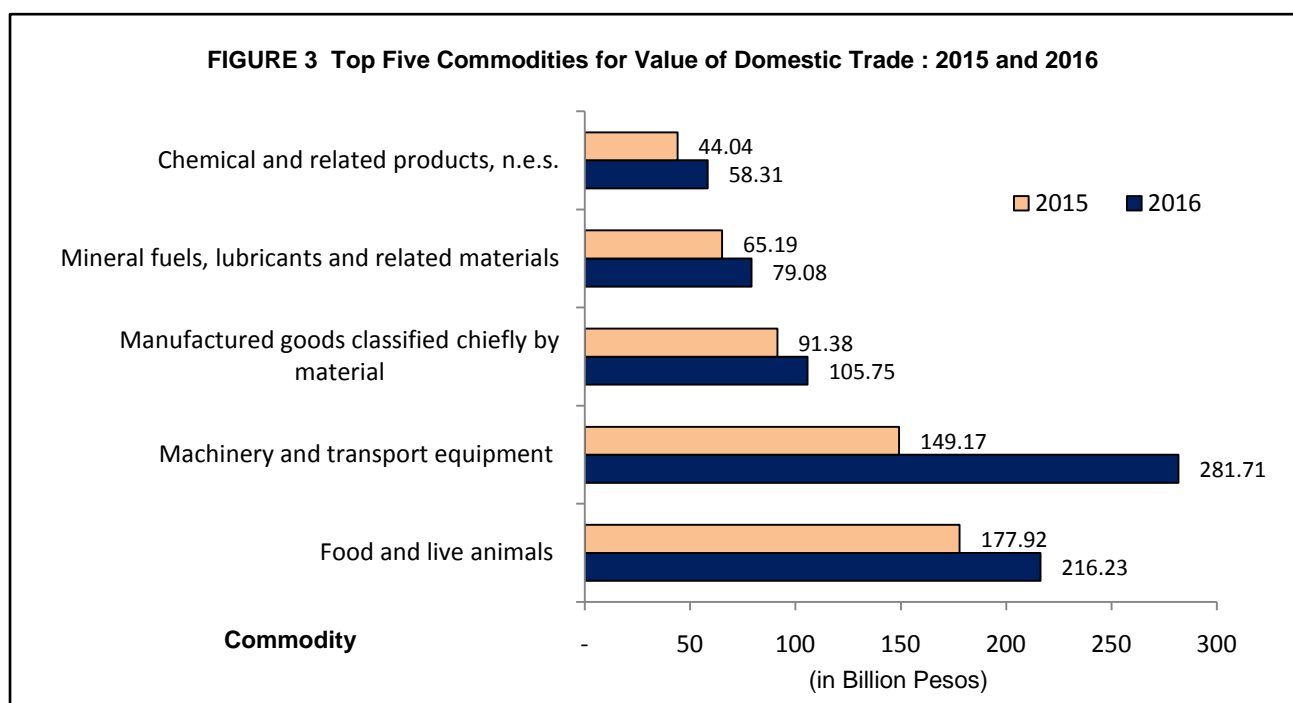


By mode of transport, total value of traded commodities in 2016 through water transport accounted for 99.6% of the total commodities that flow in the country while the remaining 0.4% was through air transport.

MACHINERY AND TRANSPORT EQUIPMENT ACCOUNTS FOR THE HIGHEST SHARE IN VALUE

Machinery and transport equipment contributed the largest value amounting to PHP281.71 billion among the traded commodities throughout the country in 2016. **Food and live animals** with PHP216.23 billion or 24.8 percent share to total value and **manufactured goods classified chiefly by material** with PHP105.75 billion or 12.1 percent placed second and third, respectively. Other traded commodities with their corresponding values in 2016 were the following:

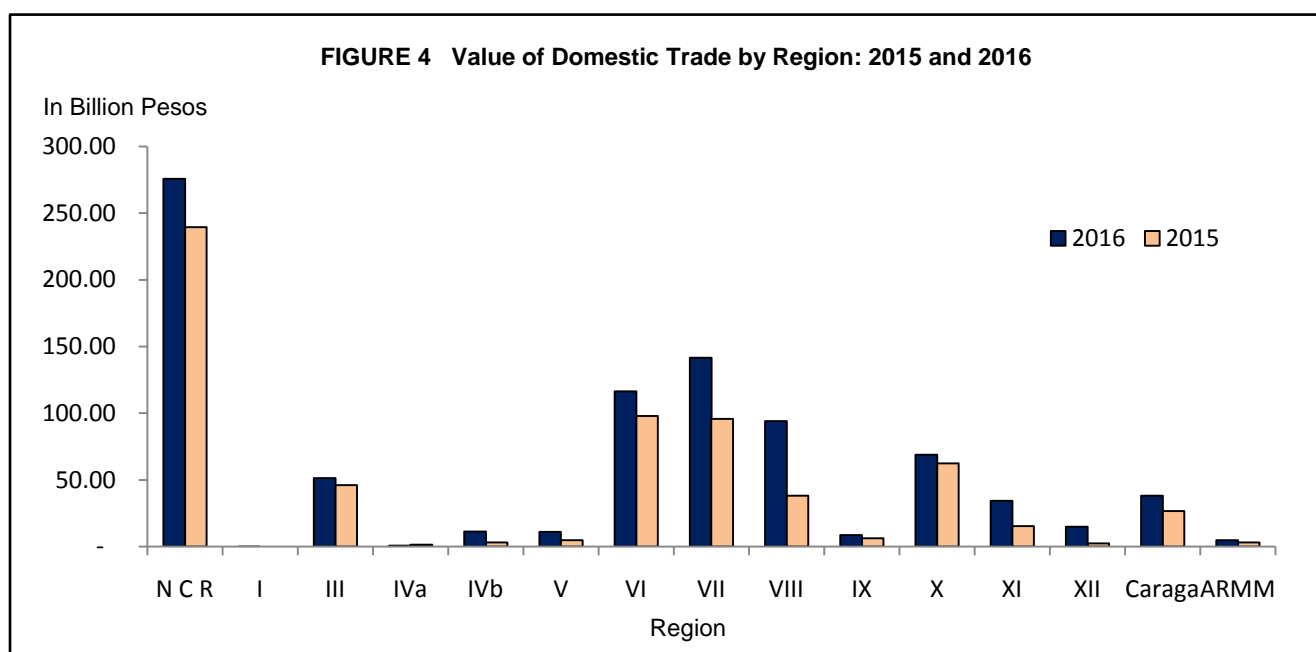
- Mineral fuels, lubricants and related materials, PHP79.08 billion;
- Chemical and related products nec, PHP58.31 billion;
- Beverages and tobacco, PHP45.47 billion;
- Miscellaneous manufactured articles, PHP40.80 billion;
- Commodities and transactions nec, PHP24.80 billion;
- Crude materials, inedible, except fuels, PHP16.886 billion; and
- Animal and vegetable oils, fats and waxes, PHP2.95 billion



NATIONAL CAPITAL REGION (NCR) ACCOUNTS FOR THE LARGEST SHARE IN TRADE VALUE

Among the regions, NCR exhibited the largest share in value amounting to PHP275.64 billion or 31.6 percent of the total trade. Central Visayas followed with transactions amounting to PHP141.65 billion. Placed third and fourth were: Western Visayas with value amounting to PHP116.32 billion and Eastern Visayas, PHP93.98 billion. On the other hand, Ilocos Region's contributed the least share with only PHP1.52 million. Completing the list of regions with corresponding values in 2016 were the following:

- Northern Mindanao, PHP68.79 billion;
- Central Luzon, PHP51.33 billion;
- Caraga, PHP38.11 billion;
- Davao Region, PHP34.21 billion;
- SOCCSKSARGEN, PHP15.00 billion;
- MIMAROPA, PHP11.32 billion;
- Bicol Region, PHP11.01 billion;
- Zamboanga Peninsula, PHP8.70 billion; and
- ARMM, PHP4.79 billion



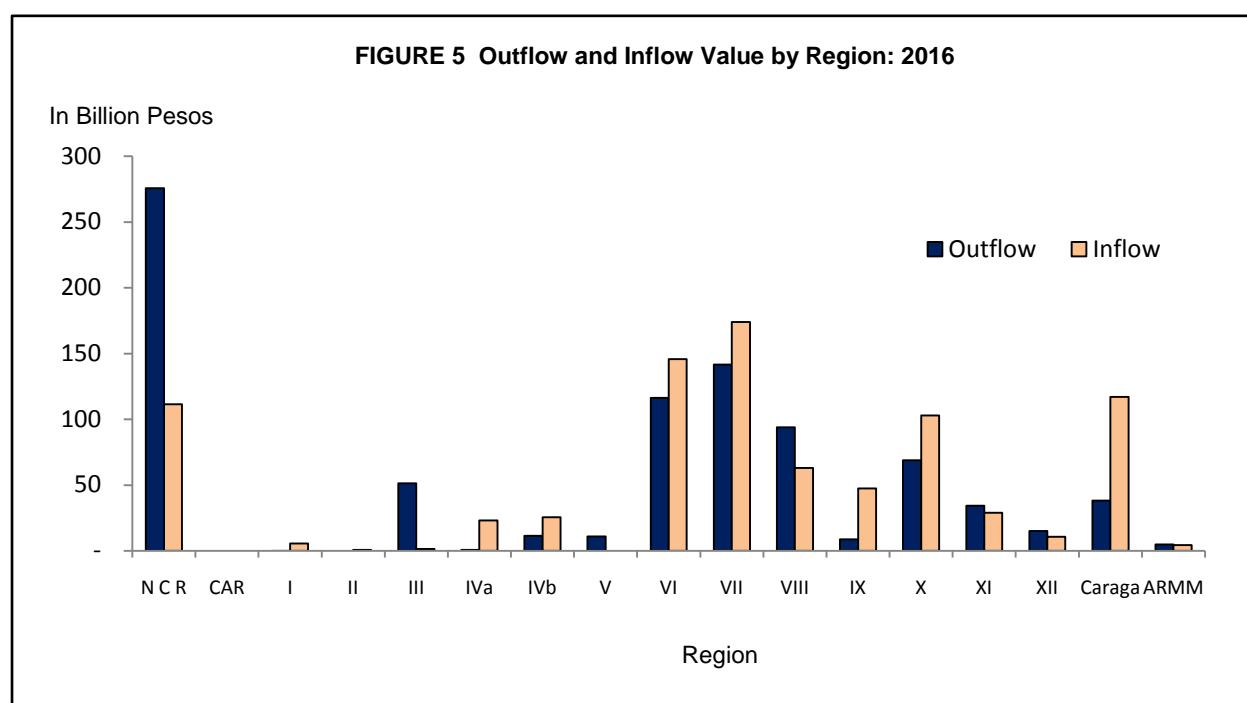
Note: No transactions from regions in CAR and II.

VALUE OF TOTAL TRADE FOR COMMODITIES RISE IN 2016

Outflow refers to the total quantity and value of commodities which goes out of the specified region or province while *Inflow* refers to the total quantity and value of commodities coming in the specified region. *Trade balance* is the difference between the outflow and inflow.

Total outflow value in the 2016 was registered at PHP871.67 billion, up by 35.6 percent from the 2015 value of PHP642.64 billion. NCR posted the highest outflow value amounting to PHP275.640 billion or 31.6 percent from the total outflow in the country. It was followed by Central Visayas and Western Visayas with PHP141.65 billion and PHP116.316 billion, respectively. Ilocos Region had the least outflow value with PHP1.52 million only in 2016.

In terms of inflow value, Central Visayas recorded the biggest inflow value amounting to PHP173.96 billion in 2016. This translates to 19.9 percent share to total of all traded commodities. Cordillera Administrative Region had the smallest inflow value of PHP10,000 in 2016.

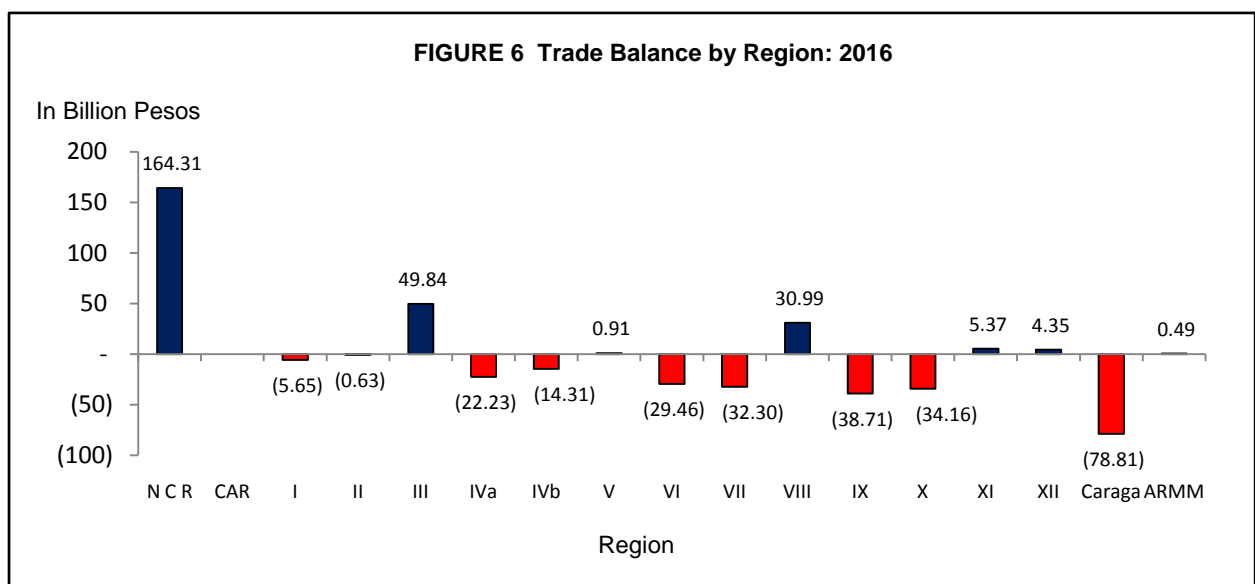


Note: No outflow value in CAR and Region II

NCRPOSTS HIGHEST POSITIVE TRADE BALANCE

Out of the 17 regions, 10 regions showed unfavorable trade balance while seven (7) regions yielded positive trade balance. These were the following:

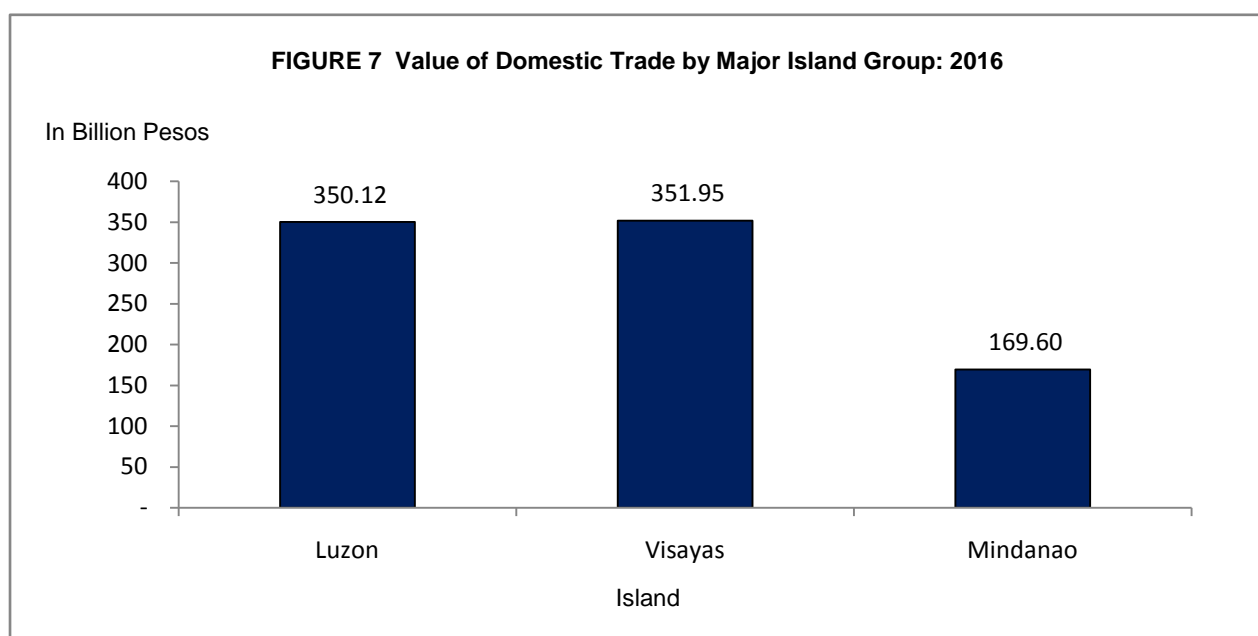
- NCR, PHP164.31billion (the highest trade balance value);
- Central Luzon, PHP49.84 billion;
- Eastern Visayas, PHP30.99 billion;
- Davao Region, PHP5.37 billion;
- SOCCSKSARGEN, PHP4.34 billion;
- ARMM, PHP4.29 billion; and
- Bicol Region, PHP912.20million



Note: Trade balance value in CAR is (PHP10,000)

THE VISAYAS LEADS DOMESTIC TRADE VALUE IN 2016

The Visayas group (Western Visayas, Central Visayas and Eastern Visayas) topped in terms of domestic trade value in 2016 with value amounting to PHP351.95 billion or 40.3 percent of the total trade value in the country. It was followed by Luzon (Ilocos Region, Cagayan Valley, Central Luzon, CALABARZON, MIMAROPA and Bicol Region) and Mindanao (Zamboanga Peninsula, Northern Mindanao, Davao Region, SOCCSARGEN, Caraga and ARMM) with value of PHP350.12 billion and PHP169.60 billion, respectively.



Most traded commodities in Luzon were **Food and live animals** with PHP80.792 billion or 23.0 percent share to total posting the highest. It was followed by **Machinery and transport equipment** with PHP69.28 billion or 19.8 percent. **Mineral fuels, lubricants and related materials** placed third with PHP51.71 billion or 14.8 percent.

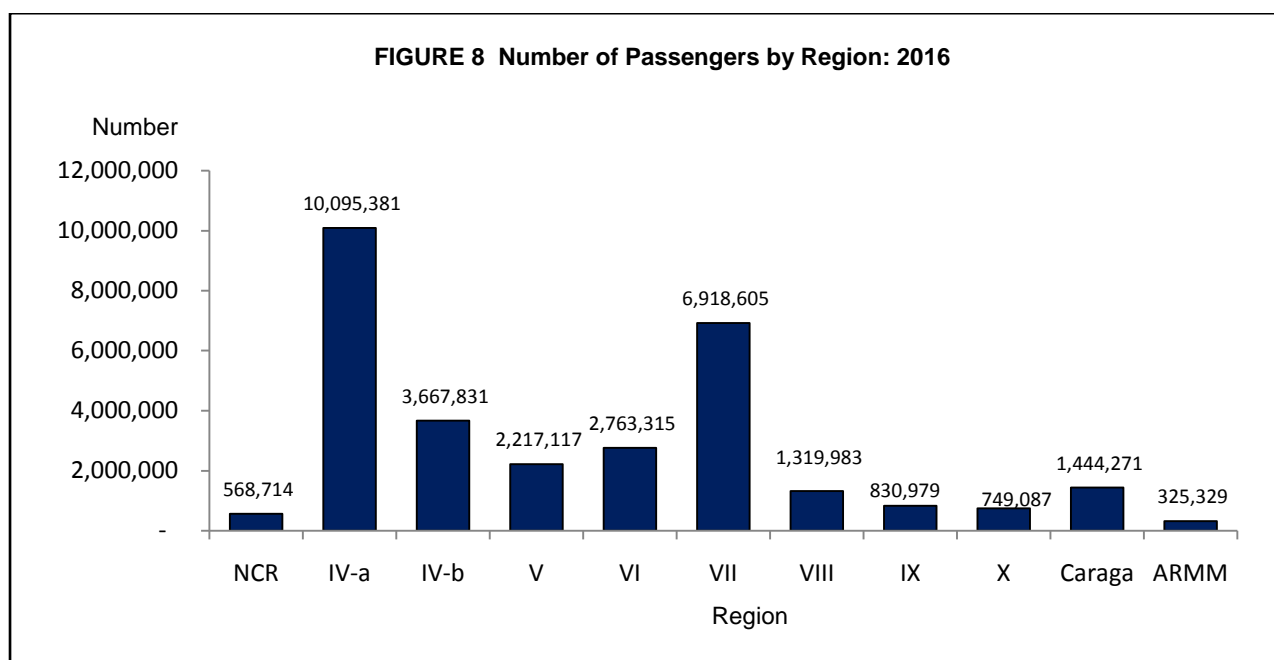
The top three commodity sections in terms of its contribution to the total value of traded commodities in Visayas were the following: **machinery and transporte quipment**(PHP156.72 billion or 44.5 percent), **food and live animals** (PHP78.23 billion or 22.2 percent) and **manufactured goods classified chiefly by material** (PHP35.50 billion or 10.0 percent).

In Mindanao, **Food and live animals** recorded the highest domestic traded commodities with value at PHP57.211 billion.

NUMBER OF PASSENGERS UP IN 2016

A total of 30.90 million passengers were transported via coastwise in 2016, an increase of 50.9 percent, from the 20.48 million passengers in 2015. CALABARZON led the highest number of passenger with 10.10 million of the total passengers in 2016. Central Visayas and MIMAROPA placed second and third with 6.92 million passengers and 3.67 million passengers, respectively. Other regions with total number of passengers were the following:

- Western Visayas, 2.76 million;
- Bicol Region, 2.2 million;
- Caraga, 1.44 million;
- Eastern Visayas, 1.32 million;
- Zamboanga Peninsula, 0.83 million;
- Northern Mindanao, 0.75 million;
- NCR, 0.57 million; and
- ARMM, 0.33 million



Note: No recorded number of passengers in Regions CAR, I, II, III, XI and XII