

Philippines

**Bureau of Labor and Employment Statistics,
Department of Labor and Employment**

Job Displacement Monitoring System 2012

JDMS 2012 Documentation

October 1, 2013

Metadata Production

Metadata Producer(s)	Natalia M. Untalan (nmu) , BLES , Documenter Elena M. Daguidi (emd) , BLES , Reviewer Manuel L. Laopao (mml) , BLES , Reviewer
Production Date	July 10, 2013
Version	Version 1 - first administrative data documentation using DDI standards
Identification	DDI-PHIL-BLES-JDMS-2012-V1

This document was generated using the [IHSN Microdata Management Toolkit](#)

Table of Contents

Overview.....	1
Scope & Coverage.....	1
Producers & Sponsors.....	2
Sampling.....	2
Data Collection.....	2
Data Processing & Appraisal.....	3
Accessibility.....	3
Rights & Disclaimer.....	4
Files Description.....	5
JDMS 2012.....	5
Variables List.....	6
JDMS 2012.....	6
Variables Description.....	8
JDMS 2012.....	8
Documentation.....	20

Philippines (2012)

Job Displacement Monitoring System 2012 (JDMS 2012)

Overview	
Type	Enterprise/Establishment
Identification	PHL-BLES-JDMS-2012-v1
Version	Production Date: 2013-07-10 v2: Edited data, for public distribution.
Series	This is a systematic filing, compiling and processing of notices of shutdown/retrenchment submitted by employers or establishments to the DOLE Regional Offices.
Abstract A. Objective To ensure the generation of timely, accurate and accessible data on establishment closures and displacement of workers due to economic reasons. B. Uses of Data The information gathered in this survey is intended to generate timely labor market signals as sound basis in planning, policy formulation and decision making. C. Main Topics Covered Permanent Closure/Retrenchment of establishment and workers affected Temporary Closure/Retrenchment of establishment and workers affected Rotation/Reduced Working Time of establishment and workers affected Reasons of Termination of establishment and workers affected	
Kind of Data	Administrative records data [adm]
Unit of Analysis	Establishments

Scope & Coverage

Scope The submission of termination notices to DOLE has its legal basis in Article 283 of the Philippine Labor Code which provides that "Termination of employment due to closure of establishment and reduction of workforce by employers should be made by serving a written notice to workers and the Department of Labor and Employment at least one (1) month before the intended date thereof." This provision applies to all employers of establishment or undertakings, whether for profit or non-profit.	
Topics	LABOUR AND EMPLOYMENT [3]
Geographic Coverage National, coverage 16 administrative regions	
Geographic Unit National Capital Region Cordillera Administrative Region Region I - Ilocos Region Region II - Cagayan Valley Region III - Central Luzon Region IV-A - CALABARZON	

Region IV-B - MIMAROPA
 Region V - Bicol Region
 Region VI - Western Visayas
 Region VII - Central Visayas
 Region VIII - Eastern Visayas
 Region IX - Zamboanga Peninsula
 Region X - Northern Mindanao
 Region XI - Davao Region
 Region XII - SOCCSKSARGEN
 Caraga

Universe

All establishments reporting shutdown/retranchments to DOLE Regional Offices as per Article 283 of Philippine Labor Code.

Note: Refer to Job Displacement Manual of Operation.

Producers & Sponsors

Primary Investigator(s)	Bureau of Labor and Employment Statistics, Department of Labor and Employment
Other Producer(s)	DOLE Regional Offices (DOLE ROs) , Department of Labor and Employment , data collection
Funding Agency/ies	Bureau of Labor and Employment Statistics (BLES)

Sampling**Sampling Procedure**

Not applicable.

Data Collection

Data Collection Dates	start 2012-01-01 end 2012-12-31
Data Collection Mode	Other [oth] mixed method: mailed, e-mailed, faxed

Questionnaires

The form contains the following:

1. Name of Establishment
2. Address
3. Principal Product/Main Activity
4. Total Employment
5. Numbers of Worker's Affected
6. Nature of Termination/Duration
7. Effectivity Date
8. Reason for Termination

Data Collector(s)	Bureau of Labor and Employment Statistics (BLES) , Department of Labor and Employment DOLE-Regional Offices (DOLE-ROs) , Department of Labor and Employment
--------------------------	--

Supervision

Note: Include ROs supervised data collection from the FOs then submit report to BLES

Data Processing & Appraisal

Data Editing

Data Editing is done in several stages as follows:

1. Upon receipt of the monthly regional reports, the designated personnel checks the completeness and consistency of data. In case of doubtful entries, he/she contacts the regional office/s for clarification and makes corresponding correction, if there are any. For National Capital Region, termination reports involving 100 or more workers are being further verified thru phone.
2. The main economic activity or service provided by the establishment should be written in a more detailed description, e.g., softdrinks manufacturing, commercial banking, etc.
3. Each report should have appropriate codes such as Philippine Standard Geographic Code, Philippine Standard Industrial Classification Code and codes for termination, status, reasons and duration.
4. The addresses of establishments should be in conformance with the "Guidelines on Naming and Addressing of Establishment".
5. Editing of Philippine Standard Industrial Classification Code and duplication of reports are also being done thru computer software using SPSS program.

Note: Refer to Job Displacement Monitoring System (JDMS) Manual of Operations.

Other Processing

Other Processing

Upon receipt of reports, the following steps are done:

1. Office editing and coding
2. Data entry in excel format and then copy paste to SPSS
3. Checking of completeness of reports using SPSS
4. Verification of termination report with large number of displaced workers (NCR only)
5. Generation of Listing of Establishments
6. Validation/deletion of duplicate reports
7. Preparation of statistical tables
8. Back up database annually

Note: Refer to Data Entry and Generation of Statistical Tables/List of Generation and Maintenance of Databases.

Estimates of Sampling Error

Not applicable.

Other Forms of Data Appraisal

Generated statistical tables are emailed to regional offices for validation after which will be emailed back to BLES for the preparation of final tables.

Accessibility

Access Authority

Employment and Manpower Statistics Division Bureau of Labor and Employment Statistics
blesemds@yahoo.com Employment and Manpower Statistics Division Employment
and Manpower Statistics Division (Bureau of Labor and Employment Statistics) , <http://www.bles.dole.gov.ph> , bles_emsd@dole.gov.ph

Contact(s)	Chief Labor and Employment Officer, Employment and Manpower Statistics Division (Bureau of Labor and Employment Statistics) , www.bles.dole.gov.ph , bles_emsd@dole.gov.ph
-------------------	---

Confidentiality

The BLES and its field personnel shall hold all data supplied by the respondents in confidence. The information obtained shall be for statistical purposes only and not for taxation, regulation nor investigation purposes. The data shall be processed with others of the same category and shall be disseminated in summary form or statistical tables so as not to reveal the identity of any respondent.

Access Conditions

Access authority is granted to designated individuals within the concerned division. The designated personnel cannot reproduce, distribute, sell or lend the entire datafile or parts thereof to any of the data user.

Rights & Disclaimer**Disclaimer**

The BLES bears no responsibility for use of the data or for interpretation or inferences made by the data users outside BLES.

Copyright	(c) 2010, Bureau of Labor and Employment Statistics
------------------	---

Files Description

Dataset contains 1 file(s)

JDMS 2012	
# Cases	2839
# Variable(s)	54
<u>File Content</u> This file contains all the items in the reporting form including derived/recoded variables. Note: See variables for details.	
<u>Producer</u> Employment and Manpower Statistics Division, Bureau of Labor and Employment Statistics	
<u>Version</u> v1	
<u>Processing Checks</u> Note: Refer to Data Entry and Generation of Statistical Tables/List Manual.	

Variables List

Dataset contains 54 variable(s)

File JDMS 2012							
#	Name	Label	Type	Format	Valid	Invalid	Question
1	rec_type	Code of establishment	discrete	character-1	2816	0	-
2	month	Month	discrete	numeric-11.0	2839	0	-
3	day	Day	continuous	numeric-11.0	2839	0	-
4	year	Year	discrete	numeric-11.0	2839	0	-
5	ctr_est	Counter Number	continuous	numeric-5.0	2839	0	-
6	region	Region	discrete	numeric-2.0	2839	0	-
7	name	Name of establishment	discrete	character-50	2839	0	-
8	address	Address	discrete	character-60	2839	0	-
9	prov	Province	continuous	numeric-2.0	2838	1	-
10	city_mun	City/Municipality	continuous	numeric-2.0	2838	1	-
11	bgy	Barangay	continuous	numeric-3.0	2838	1	-
12	geocode	Geographic code	discrete	character-9	2839	0	-
13	psic1	Code of main economic activity	discrete	character-1	2839	0	-
14	psic2	Description of specific products/services	continuous	numeric-5.0	2839	0	-
15	status	Status of termination of establishment	discrete	character-3	295	0	-
16	industry	Specific products/goods or services	discrete	character-30	2839	0	-
17	tot_empl	Total employment	continuous	numeric-11.0	2839	0	-
18	term_cd	Termination code	discrete	character-1	2839	0	-
19	num_perm	Total number of permanently laidoff workers	continuous	numeric-11.0	2839	0	-
20	mm_perm	Month permanent	discrete	numeric-11.0	2839	0	-
21	dd_perm	Day permanent	continuous	numeric-11.0	2839	0	-
22	yr_perm	Year permanent	discrete	numeric-11.0	2839	0	-
23	reas_per	Code of reason of layoff	discrete	character-4	2839	0	-
24	num_temp	Total workers temporary layoff	discrete	numeric-11.0	2839	0	-
25	mm_temp	Month temporary	discrete	numeric-11.0	0	2839	-
26	dd_temp	Day temporary	discrete	numeric-11.0	0	2839	-
27	yr_temp	Year temporary	discrete	numeric-11.0	2839	0	-
28	reas_tem	Reason of temporary retrenchment	discrete	character-4	0	0	-
29	dur_temp	Duration of temporary retrenchment	discrete	numeric-1.0	0	2839	-
30	num_oth	Number of laid off workers due to rotation	discrete	numeric-11.0	2839	0	-

File JDMS 2012							
#	Name	Label	Type	Format	Valid	Invalid	Question
31	mm_oth	Month of effectivity	discrete	numeric-11.0	0	2839	-
32	dd_oth	Day of effectivity	discrete	numeric-11.0	0	2839	-
33	yr_oth	Year of effectivity	discrete	numeric-11.0	2839	0	-
34	reas_oth	Reason for others	discrete	character-4	0	0	-
35	dur_oth	Duration of layoff	discrete	numeric-1.0	0	2839	-
36	daterep	Date reported	discrete	character-10	2839	-	-
37	eco_code	Economic code	discrete	numeric-8.0	2839	0	-
38	PERM	Permanent	discrete	character-10	2839	-	-
39	TEMP	Temporary	discrete	character-10	0	-	-
40	OTH	Others	discrete	character-10	0	-	-
41	workers	Number of Workers terminated	continuous	numeric-8.0	2839	0	-
42	year1	Year1	discrete	numeric-8.0	2839	0	-
43	empl_siz	Employment size	discrete	numeric-1.0	2839	0	-
44	year_1	Year1	discrete	numeric-4.0	2839	0	-
45	yr_2	Year2	discrete	numeric-4.0	2839	0	-
46	stat_cd	Status code	discrete	numeric-1.0	2839	0	-
47	cd_term	Code of termination	discrete	numeric-1.0	2543	296	-
48	pcl_num	Numbers of workers affected due to permanent closure	continuous	numeric-5.0	295	2544	-
49	pm_num	Numner of permanently laidoff workers due to retrenchment	continuous	numeric-5.0	2543	296	-
50	tcl_num	Number of temporary terminated workers	discrete	numeric-5.0	0	2839	-
51	tp_num	Number of workers temporary laidoff	discrete	numeric-5.0	0	2839	-
52	oth_num	Number of terminated workers due to other e.g on rotation	discrete	numeric-5.0	0	2839	-
53	date	Effectivity date of permanent termination	discrete	character-10	2839	-	-
54	date_enc	Date encoded	discrete	character-10	2839	-	-

Variables Description

Dataset contains 54 variable(s)

File JDMS 2012

#1 rec_type: Code of establishment

Information	[Type= discrete] [Format=character] [Missing=*]		
Statistics [NW/ W]	[Valid=2816 /-] [Invalid=0 /-]		
Definition	E - code for establishment reporting closure/retranchment.		
Value	Label	Cases	Percentage
E		2816	100.0%

Warning: these figures indicate the number of cases found in the data file. They cannot be interpreted as summary statistics of the population of interest.

#2 month: Month

Information	[Type= discrete] [Format=numeric] [Range= 1-12] [Missing=*]		
Statistics [NW/ W]	[Valid=2839 /-] [Invalid=0 /-]		
Definition	Month termination was reported.		
Value	Label	Cases	Percentage
1		320	11.3%
2		192	6.8%
3		197	6.9%
4		408	14.4%
5		171	6.0%
6		192	6.8%
7		178	6.3%
8		163	5.7%
9		87	3.1%
10		239	8.4%
11		476	16.8%
12		216	7.6%

Warning: these figures indicate the number of cases found in the data file. They cannot be interpreted as summary statistics of the population of interest.

#3 day: Day

Information	[Type= continuous] [Format=numeric] [Range= 2-23] [Missing=*]		
Statistics [NW/ W]	[Valid=2839 /-] [Invalid=0 /-] [Mean=15.614 /-] [StdDev=3.474 /-]		
Definition	Date termination was reported		

#4 year: Year

Information	[Type= discrete] [Format=numeric] [Range= 2011-2013] [Missing=*]		
Statistics [NW/ W]	[Valid=2839 /-] [Invalid=0 /-]		
Definition	Year termination was reported.		
Value	Label	Cases	Percentage
2011		16	0.6%
2012		2480	87.4%
2013		343	12.1%

Warning: these figures indicate the number of cases found in the data file. They cannot be interpreted as summary statistics of the population of interest.

File JDMS 2012

#5 ctr_est: Counter Number

Information	[Type= continuous] [Format=numeric] [Range= 1-271] [Missing=*]
Statistics [NW/ W]	[Valid=2839 /-] [Invalid=0 /-] [Mean=83.846 /-] [StdDev=69.133 /-]
Definition	Counter number of encoded establishments.

#6 region: Region

Information	[Type= discrete] [Format=numeric] [Range= 1-17] [Missing=*]
Statistics [NW/ W]	[Valid=2839 /-] [Invalid=0 /-]
Definition	The region where the establishment is located.

Value	Label	Cases	Percentage
1	I	15	0.5%
2	II	18	0.6%
3	III	143	5.0%
4	IVA	39	1.4%
5	V	17	0.6%
6	VI	74	2.6%
7	VII	250	8.8%
8	VIII	21	0.7%
9	IX	9	0.3%
10	X	34	1.2%
11	XI	146	5.1%
12	XII	4	0.1%
13	NCR	2053	72.3%
14	CAR	9	0.3%
15	ARMM	0	0.0%
16	Caraga	1	0.0%
17		6	0.2%

Warning: these figures indicate the number of cases found in the data file. They cannot be interpreted as summary statistics of the population of interest.

#7 name: Name of establishment

Information	[Type= discrete] [Format=character] [Missing=*]
Statistics [NW/ W]	[Valid=2839 /-] [Invalid=0 /-]
Definition	ame of establishment reporting termination/closure. Establishment - an economic unit engaged in one or predominantly one kind of economic activity under a single ownership or control at a single fixed location, e.g., mine, factory, store, bank, restaurant.

#8 address: Address

Information	[Type= discrete] [Format=character] [Missing=*]
Statistics [NW/ W]	[Valid=2839 /-] [Invalid=0 /-]
Definition	Complete address of establishment, i.e., no., street, barangay, municipality and province.

#9 prov: Province

Information	[Type= continuous] [Format=numeric] [Range= 0-87] [Missing=*]
Statistics [NW/ W]	[Valid=2838 /-] [Invalid=1 /-] [Mean=59.536 /-] [StdDev=22.633 /-]
Definition	The third and fourth digits of a nine-digit code that refer to the geographical location of the establishment.

File JDMS 2012

#10 city_mun: City/Municipality

Information	[Type= continuous] [Format=numeric] [Range= 0-76] [Missing=*]
Statistics [NW/ W]	[Valid=2838 /-] [Invalid=1 /-] [Mean=8.246 /-] [StdDev=13.894 /-]
Definition	The fifth and sixth digits of a nine-digit code that refer to the geographical location of the establishment.

#11 bgy: Barangay

Information	[Type= continuous] [Format=numeric] [Range= 0-126] [Missing=*]
Statistics [NW/ W]	[Valid=2838 /-] [Invalid=1 /-] [Mean=2.18 /-] [StdDev=11.78 /-]
Definition	The last three digits of a nine-digit code that refer to the geographical location of the establishment.

#12 geocode: Geographic code

Information	[Type= discrete] [Format=character] [Missing=*]
Statistics [NW/ W]	[Valid=2839 /-] [Invalid=0 /-]
Definition	EO Code denotes the geographical location of the enterprise. The first and second digits refer to the region, the third and fourth digits to the province, the fifth and sixth digits to the city/municipality and the last three digits to the barangay. The reference year of the GEO code used is 1996.

Frequency table not shown (246 Modalities)

#13 psic1: Code of main economic activity

Information	[Type= discrete] [Format=character] [Missing=*]
Statistics [NW/ W]	[Valid=2839 /-] [Invalid=0 /-]
Definition	Alpha character which refers to the major industry group.

Value	Label	Cases	Percentage
A	Agriculture, Hunting and Forestry	37	1.3%
B	Fishing	3	0.1%
C	Mining and Quarrying	26	0.9%
D	Manufacturing	514	18.1%
E	Electricity, Gas and Water	14	0.5%
F	Construction	75	2.6%
G	Wholesale and Retail Trade	473	16.7%
H	Hotels and Restaurants	148	5.2%
I	Transportation, Storage and Communications	237	8.3%
J	Financial Intermediation	186	6.6%
K	Real Estate, Renting and Business Activities	954	33.6%
L	Public Administration and Defense	1	0.0%
M	Education	72	2.5%
N	Health and Social Work	30	1.1%
O	Other Community, Social and Personal Services	69	2.4%
P	Private Households with Employed Persons	0	0.0%
Q	Extra-Territorial Organizations	0	0.0%

Warning: these figures indicate the number of cases found in the data file. They cannot be interpreted as summary statistics of the population of interest.

#14 psic2: Description of specific products/services

Information	[Type= continuous] [Format=numeric] [Range= 1099-93099] [Missing=*]
Statistics [NW/ W]	[Valid=2839 /-] [Invalid=0 /-] [Mean=57279.391 /-] [StdDev=21088.515 /-]
Definition	Numeric character which refers to the specific industry group.

File JDMS 2012

#15 status: Status of termination of establishment

Information	[Type= discrete] [Format=character] [Missing=*]
Statistics [NW/ W]	[Valid=295 /-] [Invalid=0 /-]
Definition	Status code of establishments that permanently closed/shutdown operations (PCL).

Value	Label	Cases	Percentage
PCL		295	100.0%

Warning: these figures indicate the number of cases found in the data file. They cannot be interpreted as summary statistics of the population of interest.

#16 industry: Specific products/goods or services

Information	[Type= discrete] [Format=character] [Missing=*]
Statistics [NW/ W]	[Valid=2839 /-] [Invalid=0 /-]
Definition	Specific product/goods produced or service given by the establishment, e.g., gold, ice cream, electricity, residential buildings, automotive parts, fastfood, shipping, universal banking, security agencies, private tertiary education, private hospital or motion picture production.

#17 tot_empl: Total employment

Information	[Type= continuous] [Format=numeric] [Range= 1-27161] [Missing=*]
Statistics [NW/ W]	[Valid=2839 /-] [Invalid=0 /-] [Mean=669.722 /-] [StdDev=1829.919 /-]
Definition	Total number of persons who worked or received pay from the establishment.

#18 term_cd: Termination code

Information	[Type= discrete] [Format=character] [Missing=*]
Statistics [NW/ W]	[Valid=2839 /-] [Invalid=0 /-]
Definition	Code for permanently laid off workers (P).

Value	Label	Cases	Percentage
P		2839	100.0%

Warning: these figures indicate the number of cases found in the data file. They cannot be interpreted as summary statistics of the population of interest.

#19 num_perm: Total number of permanently laidoff workers

Information	[Type= continuous] [Format=numeric] [Range= 1-931] [Missing=*]
Statistics [NW/ W]	[Valid=2839 /-] [Invalid=0 /-] [Mean=11.193 /-] [StdDev=35.526 /-]
Definition	Number of permanently laid off workers due to economic reasons.

#20 mm_perm: Month permanent

Information	[Type= discrete] [Format=numeric] [Range= 1-12] [Missing=*]
Statistics [NW/ W]	[Valid=2839 /-] [Invalid=0 /-]
Definition	Month workers were permanently laid off

Value	Label	Cases	Percentage
1		183	6.4%
2		254	8.9%
3		301	10.6%
4		266	9.4%
5		221	7.8%
6		173	6.1%
7		208	7.3%
8		259	9.1%

File JDMS 2012

#20 mm_perm: Month permanent

Value	Label	Cases	Percentage
9		284	10.0%
10		254	8.9%
11		193	6.8%
12		243	8.6%

Warning: these figures indicate the number of cases found in the data file. They cannot be interpreted as summary statistics of the population of interest.

#21 dd_perm: Day permanent

Information	[Type= continuous] [Format=numeric] [Range= 1-31] [Missing=*]
Statistics [NW/ W]	[Valid=2839 /-] [Invalid=0 /-] [Mean=17.737 /-] [StdDev=10.664 /-]
Definition	Date workers were permanently laid off.

#22 yr_perm: Year permanent

Information	[Type= discrete] [Format=numeric] [Range= 2012-2012] [Missing=*]
Statistics [NW/ W]	[Valid=2839 /-] [Invalid=0 /-]
Definition	Year workers were permanently laid off

Value	Label	Cases	Percentage
2012		2839	100.0%

Warning: these figures indicate the number of cases found in the data file. They cannot be interpreted as summary statistics of the population of interest.





#23 reas_per: Code of reason of layoff

Information	[Type= discrete] [Format=character] [Missing=*]
Statistics [NW/ W]	[Valid=2839 /-] [Invalid=0 /-]
Definition	<p>ode for reasons for permanent shutdown/closure/retrenchment of workers:</p> <p>Economic Reasons</p> <p>MR Increase in minimum wage rate CI Competition from imported Products UCP Uncompetitive price of product R Redundancy CMM Change in management/merger RDS Company reorganization/downsizing LM Lack of market/slump in demand LRM Lack of raw materials LC Lack of capital UCP High cost of production PD Peso devaluation EC Economic crisis FL Financial losses OTH Others, specify</p>

Value	Label	Cases	Percentage
CI		1	0.0%
CMM		41	1.4%
FL		378	13.3%
HCP		58	2.0%
LC		70	2.5%
LM		369	13.0%
LRM		12	0.4%
MR		5	0.2%

File JDMS 2012

#23 reas_per: Code of reason of layoff

Value	Label	Cases	Percentage
OTH		206	 7.3%
R		1153	 40.6%
RDS		540	 19.0%
UCP		6	 0.2%

Warning: these figures indicate the number of cases found in the data file. They cannot be interpreted as summary statistics of the population of interest.

#24 num_temp: Total workers temporary layoff

Information	[Type= discrete] [Format=numeric] [Range= 0-0] [Missing=*]
Statistics [NW/ W]	[Valid=2839 /-] [Invalid=0 /-] [Mean=0 /-] [StdDev=0 /-]
Definition	Number of workers temporarily laid off

Value	Label	Cases	Percentage
0		2839	 100.0%

Warning: these figures indicate the number of cases found in the data file. They cannot be interpreted as summary statistics of the population of interest.

#25 mm_temp: Month temporary

Information	[Type= discrete] [Format=numeric] [Missing=*]
Statistics [NW/ W]	[Valid=0 /-] [Invalid=2839 /-]
Definition	Month workers were temporarily laid off.

Value	Label	Cases	Percentage
Sysmiss		2839	

Warning: these figures indicate the number of cases found in the data file. They cannot be interpreted as summary statistics of the population of interest.

#26 dd_temp: Day temporary


Information	[Type= discrete] [Format=numeric] [Missing=*]
Statistics [NW/ W]	[Valid=0 /-] [Invalid=2839 /-]
Definition	Date workers were temporarily laid off

Value	Label	Cases	Percentage
Sysmiss		2839	

Warning: these figures indicate the number of cases found in the data file. They cannot be interpreted as summary statistics of the population of interest.

#27 yr_temp: Year temporary

Information	[Type= discrete] [Format=numeric] [Range= 0-0] [Missing=*]
Statistics [NW/ W]	[Valid=2839 /-] [Invalid=0 /-]
Definition	Year when workers were temporarily laid off.

Value	Label	Cases	Percentage
0		2839	 100.0%

Warning: these figures indicate the number of cases found in the data file. They cannot be interpreted as summary statistics of the population of interest.

#28 reas_tem: Reason of temporary retrenchment

Information	[Type= discrete] [Format=character] [Missing=*]
Statistics [NW/ W]	[Valid=0 /-] [Invalid=0 /-]
Definition	Code for reasons for temporary shutdown/closure/retrenchment of workers: Economic Reasons MR Increase in minimum wage rate

File JDMS 2012

#28 reas_tem: Reason of temporary retrenchment

CI Competition from imported products
 UCP Uncompetitive price of product
 R Redundancy
 CMM Change in management/merger
 RDS Company reorganization/downsizing
 LM Lack of market/slump in demand
 LRM Lack of raw materials
 LC Lack of capital
 UCP High cost of production
 PD Peso devaluation
 EC Economic crisis
 FL Financial losses
 OTH Others, specify

#29 dur_temp: Duration of temporary retrenchment

Information [Type= discrete] [Format=numeric] [Missing=*]

Statistics [NW/ W] [Valid=0 /-] [Invalid=2839 /-]

Definition Duration of temporarily laid off workers in weeks/months.

Value	Label	Cases	Percentage
Sysmiss		2839	

Warning: these figures indicate the number of cases found in the data file. They cannot be interpreted as summary statistics of the population of interest.

#30 num_oth: Number of laid off workers due to rotation

Information [Type= discrete] [Format=numeric] [Range= 0-0] [Missing=*]

Statistics [NW/ W] [Valid=2839 /-] [Invalid=0 /-] [Mean=0 /-] [StdDev=0 /-]

Definition Number of workers on rotation/reduction of workdays, hours and shifts of workers.

Value	Label	Cases	Percentage
0		2839	100.0%

Warning: these figures indicate the number of cases found in the data file. They cannot be interpreted as summary statistics of the population of interest.

#31 mm_oth: Month of effectivity

Information [Type= discrete] [Format=numeric] [Missing=*]

Statistics [NW/ W] [Valid=0 /-] [Invalid=2839 /-]

Value	Label	Cases	Percentage
Sysmiss		2839	

Warning: these figures indicate the number of cases found in the data file. They cannot be interpreted as summary statistics of the population of interest.

#32 dd_oth: Day of effectivity

Information [Type= discrete] [Format=numeric] [Missing=*]

Statistics [NW/ W] [Valid=0 /-] [Invalid=2839 /-]

Value	Label	Cases	Percentage
Sysmiss		2839	

Warning: these figures indicate the number of cases found in the data file. They cannot be interpreted as summary statistics of the population of interest.

#33 yr_oth: Year of effectivity

Information [Type= discrete] [Format=numeric] [Range= 0-0] [Missing=*]

Statistics [NW/ W] [Valid=2839 /-] [Invalid=0 /-]

Value	Label	Cases	Percentage
0		2839	100.0%

Warning: these figures indicate the number of cases found in the data file. They cannot be interpreted as summary statistics of the population of interest.

File JDMS 2012

#34 reas_oth: Reason for others

Information	[Type= discrete] [Format=character] [Missing=*]
Statistics [NW/ W]	[Valid=0 /-] [Invalid=0 /-]
Definition	<p>Code for reasons for others (rotation of workers, reduction of workdays/hours/shifts.</p> <p>Economic Reasons</p> <p>MR Increase in minimum wage rate CI Competition from imported products UCP Uncompetitive price of product R Redundancy CMM Change in management/merger RDS Company reorganization/downsizing LM Lack of market/slump in demand LRM Lack of raw materials LC Lack of capital UCP High cost of production PD Peso devaluation EC Economic crisis FL Financial losses OTH Others, specify</p>

#35 dur_oth: Duration of layoff

Information	[Type= discrete] [Format=numeric] [Missing=*]
Statistics [NW/ W]	[Valid=0 /-] [Invalid=2839 /-]
Definition	Duration of rotation/reduction of workers in weeks/months.

Value	Label	Cases	Percentage
Sysmiss		2839	

Warning: these figures indicate the number of cases found in the data file. They cannot be interpreted as summary statistics of the population of interest.

#36 daterep: Date reported

Information	[Type= discrete] [Format=character] [Missing=*]
Statistics [NW/ W]	[Valid=2839 /-]
Definition	Date report was received by BLES from DOLE Regional Offices

Value	Label	Cases	Percentage
2011-07-13		1	0.0%
2011-09-16		4	0.1%
2011-10-14		1	0.0%
2011-12-14		10	0.4%
2012-01-18		134	4.7%
2012-02-16		107	3.8%
2012-03-19		181	6.4%
2012-04-20		359	12.6%
2012-05-18		169	6.0%
2012-06-20		187	6.6%
2012-07-20		177	6.2%
2012-08-14		83	2.9%
2012-08-15		163	5.7%
2012-10-15		238	8.4%
2012-11-16		476	16.8%
2012-12-18		187	6.6%

File JDMS 2012

#36 **daterep: Date reported**

Value	Label	Cases	Percentage
2012-12-19		19	0.7%
2013-01-18		252	8.9%
2013-02-14		19	0.7%
2013-03-12		16	0.6%
2013-04-19		49	1.7%
2013-05-14		1	0.0%
2013-05-16		1	0.0%
2013-06-06		2	0.1%
2013-06-18		1	0.0%
2013-06-20		2	0.1%

Warning: these figures indicate the number of cases found in the data file. They cannot be interpreted as summary statistics of the population of interest.

#37 **eco_code: Economic code**

Information	[Type= discrete] [Format=numeric] [Range= 1-13] [Missing=*]
Statistics [NW/ W]	[Valid=2839 /-] [Invalid=0 /-]
Definition	Code of reason for retrenchment.

Value	Label	Cases	Percentage
1	LM	369	13.0%
2	UCP	6	0.2%
3	CI	1	0.0%
4	HCP	58	2.0%
5	LC	70	2.5%
6	PD	0	0.0%
7	FL	378	13.3%
8	EC	0	0.0%
9	RDS/R	1693	59.6%
10	CMM	41	1.4%
11	LRM	12	0.4%
12	MR	5	0.2%
13	OTH	206	7.3%

Warning: these figures indicate the number of cases found in the data file. They cannot be interpreted as summary statistics of the population of interest.

#38 **PERM: Permanent**

Information	[Type= discrete] [Format=character] [Missing=*]
Statistics [NW/ W]	[Valid=2839 /-]
Definition	Effectivity date of permanent retrenchment of workers.

Frequency table not shown (347 Modalities)

#39 **TEMP: Temporary**

Information	[Type= discrete] [Format=character] [Missing=*]
Statistics [NW/ W]	[Valid=0 /-]
Definition	Effectivity date of temporary retrenchment of workers.

#40 **OTH: Others**

Information	[Type= discrete] [Format=character] [Missing=*]
--------------------	---

File JDMS 2012

#40 OTH: Others

Statistics [NW/ W] [Valid=0 /-]

Definition Date of rotation of worker.

#41 workers: Number of Workers terminated

Information [Type= continuous] [Format=numeric] [Range= 1-931] [Missing=*]

Statistics [NW/ W] [Valid=2839 /-] [Invalid=0 /-] [Mean=11.193 /-] [StdDev=35.526 /-]

Definition Number of workers affected.

#42 year1: Year1

Information [Type= discrete] [Format=numeric] [Range= 2012-2012] [Missing=*]

Statistics [NW/ W] [Valid=2839 /-] [Invalid=0 /-] [Mean=2012 /-] [StdDev=0 /-]

Value	Label	Cases	Percentage
2012		2839	100.0%

Warning: these figures indicate the number of cases found in the data file. They cannot be interpreted as summary statistics of the population of interest.

#43 empl_siz: Employment size

Information [Type= discrete] [Format=numeric] [Range= 0-9] [Missing=*]

Statistics [NW/ W] [Valid=2839 /-] [Invalid=0 /-]

Definition Size of employment.

Value	Label	Cases	Percentage
0	Not reported	0	0.0%
1	1-19	513	18.1%
2	20-49	427	15.0%
3	50-99	451	15.9%
4	100-199	402	14.2%
5	200-299	196	6.9%
6	300-399	122	4.3%
7	400-499	69	2.4%
8	500-599	64	2.3%
9	600 & over	595	21.0%

Warning: these figures indicate the number of cases found in the data file. They cannot be interpreted as summary statistics of the population of interest.

#44 year_1: Year1

Information [Type= discrete] [Format=numeric] [Range= 2012-2012] [Missing=*]

Statistics [NW/ W] [Valid=2839 /-] [Invalid=0 /-] [Mean=2012 /-] [StdDev=0 /-]

Value	Label	Cases	Percentage
2012		2839	100.0%

Warning: these figures indicate the number of cases found in the data file. They cannot be interpreted as summary statistics of the population of interest.

#45 yr_2: Year2

Information [Type= discrete] [Format=numeric] [Range= 2012-2012] [Missing=*]

Statistics [NW/ W] [Valid=2839 /-] [Invalid=0 /-] [Mean=2012 /-] [StdDev=0 /-]

Value	Label	Cases	Percentage
2012		2839	100.0%

Warning: these figures indicate the number of cases found in the data file. They cannot be interpreted as summary statistics of the population of interest.

File JDMS 2012

#46 stat_cd: Status code

Information	[Type= discrete] [Format=numeric] [Range= 1-2] [Missing=*]
Statistics [NW/ W]	[Valid=2839 /-] [Invalid=0 /-] [Mean=1.896 /-] [StdDev=0.305 /-]

Value	Label	Cases	Percentage
1		295	10.4%
2		2544	89.6%

Warning: these figures indicate the number of cases found in the data file. They cannot be interpreted as summary statistics of the population of interest.

#47 cd_term: Code of termination

Information	[Type= discrete] [Format=numeric] [Range= 1-1] [Missing=*]
Statistics [NW/ W]	[Valid=2543 /-] [Invalid=296 /-] [Mean=1 /-] [StdDev=0 /-]

Value	Label	Cases	Percentage
1		2543	100.0%
Sysmiss		296	

Warning: these figures indicate the number of cases found in the data file. They cannot be interpreted as summary statistics of the population of interest.

#48 pcl_num: Numbers of workers affected due to permanent closure

Information	[Type= continuous] [Format=numeric] [Range= 1-324] [Missing=*]
Statistics [NW/ W]	[Valid=295 /-] [Invalid=2544 /-] [Mean=24.668 /-] [StdDev=45.422 /-]
Definition	Number of workers affected due to permanent closure of establishment because of economic reason.

#49 pm_num: Numner of permanently laidoff workers due to retrenchment

Information	[Type= continuous] [Format=numeric] [Range= 1-931] [Missing=*]
Statistics [NW/ W]	[Valid=2543 /-] [Invalid=296 /-] [Mean=9.534 /-] [StdDev=33.509 /-]
Definition	Number of permanently retrenched workers due to economic reasons.

#50 tcl_num: Number of temporary terminated workers

Information	[Type= discrete] [Format=numeric] [Missing=*]
Statistics [NW/ W]	[Valid=0 /-] [Invalid=2839 /-]

Value	Label	Cases	Percentage
Sysmiss		2839	

Warning: these figures indicate the number of cases found in the data file. They cannot be interpreted as summary statistics of the population of interest.

#51 tp_num: Number of workers temporary laidoff

Information	[Type= discrete] [Format=numeric] [Missing=*]
Statistics [NW/ W]	[Valid=0 /-] [Invalid=2839 /-]

Value	Label	Cases	Percentage
Sysmiss		2839	

Warning: these figures indicate the number of cases found in the data file. They cannot be interpreted as summary statistics of the population of interest.

#52 oth_num: Number of terminated workers due to other e.g on rotation

Information	[Type= discrete] [Format=numeric] [Missing=*]
Statistics [NW/ W]	[Valid=0 /-] [Invalid=2839 /-]

Value	Label	Cases	Percentage
Sysmiss		2839	

Warning: these figures indicate the number of cases found in the data file. They cannot be interpreted as summary statistics of the population of interest.

File JDMS 2012

#53 **date: Effectivity date of permanent termination**

Information	[Type= discrete] [Format=character] [Missing=*]
Statistics [NW/ W]	[Valid=2839 /-]
Definition	Effectivity date of permanent termination of workers
<i>Frequency table not shown (347 Modalities)</i>	

#54 **date_enc: Date encoded**

Information	[Type= discrete] [Format=character] [Missing=*]
Statistics [NW/ W]	[Valid=2839 /-]
<i>Frequency table not shown (44 Modalities)</i>	

Documentation

Questionnaires.....	20
RKS FORM 5 - Establishment Termination Report.....	20
References.....	20
JDMS 2012.....	20
Job Displacement Monitoring System 2012.....	20
1994 Philippine Standard Industrial Classification.....	20
1996 Philippine Standard Geographic Code.....	20
Other documents.....	20
RKS-JDMS FORM 1- Regional Summary Report on Termination.....	20
Statistical tables.....	20

Questionnaires

RKS FORM 5 - Establishment Termination Report, Bureau of Labor and Employment Statistics, September 2013, Philippines [phl], English [eng], "forms\RKS Form 5 - 2010.pdf"

Description

Form used by the establishments in reporting termination/closure report due to economic reasons to DOLE Regional Offices.

References

JDMS 2012, Bureau of Labor and Employment Statistics, September 2013, Philippines [phl], English [eng], "JDMS 2012 Documentation.pdf"

Job Displacement Monitoring System 2012, Bureau of Labor and Employment Statistics, September 2013, Philippines [phl], English [eng], "Manual\JDMS Manual of Operations.pdf"

Description

This is used as a guide in the manual and electronics processing of termination reports submitted by DOLE Regional Offices.

1994 Philippine Standard Industrial Classification, National Statistical Coordination Board, September 2013, Philippines [phl], English [eng], "Other References\1994PSICasAmmforCD.pdf"

1996 Philippine Standard Geographic Code, National Statistical Coordination Board, September 2013, Philippines [phl], English [eng], "Other References\geo_spss.sav"

Other documents

RKS-JDMS FORM 1- Regional Summary Report on Termination, Bureau of Labor and Employment Statistics, September 2013, Philippines [phl], English [eng], "forms\JDMS-RKS-FORM1.pdf"

Description

Form use by Regional Offices which contains the summary report of establishment on termination due to economic reason.

Establishment Resorting to Permanent Closure/Retrechment due to Economic Reasons and Workers Displaced, Bureau of Labor and Employment Statistics, September 2013, Philippines [phl], English [eng], "Data \2012_final tables.pdf"

Description

Statistical Tables on Establishments Resorting to Permanent Closure/Retrenchment Due to Economic Reasons and Workers Displaced