



Republic of the Philippines
DEPARTMENT OF LABOR AND EMPLOYMENT
BUREAU OF LABOR AND EMPLOYMENT STATISTICS



2012 OCCUPATIONAL WAGES SURVEY

In correspondence, please quote this reference number.

Assistance Available

If you have problems completing this form or in meeting the due date, please contact:

Metro Manila

Bureau of Labor and Employment Statistics
3/F DOLE Bldg., Gen. Luna St., Intramuros, Manila 1002
Tel. Nos. 527-3000 loc 311; 527-3489 Telefax 527-5506
E-mail **bles_issd@yahoo.com**
bles_issd@dole.gov.ph

Outside Metro Manila

Tel. Nos.
Fax No.
E-mail

To be accomplished by Enumerator (except GEOCODE)

1. Changes in the address label should be written below:

Business Name of Establishment

Floor/Bldg./No./Street/Subdivision

Barangay/City/Municipality

Zip Code/Province

GEOCODE:

2. If questionnaire is endorsed to head office, particulars should be written below:

Business Name of Head Office

Contact Person

Position of Contact Person

Floor/Bldg./No./Street/Subdivision

Barangay/City/Municipality

Zip Code/Province

GEOCODE:

Status Code

For Field Personnel			For BLES Personnel			
RET1	RFV	RET2	RET1	RFV	RET2	CET with EIN
REF	STR	TCL	REF	STR	TCL	
CBL	PCL		CBL	PCL	OSE	
DUP of EIN	OSP with PSIC		CON with EIN	OSP with PSIC		
OTH (specify)			DUP of EIN	OTH (specify)		

PLEASE READ BEFORE ACCOMPLISHING THE QUESTIONNAIRE

Survey Objective

Your establishment has been selected to participate in the 2012 Occupational Wages Survey (OWS). The main objective of this survey is to generate statistics for **wage and salary administration and wage determination in collective bargaining negotiations**.

Scope

The OWS monitors employment and wage data for at most 11 occupations in each of the selected industries listed in Part F of this questionnaire. This results to the monitoring of wage rates of 189 occupations across 50 industries. For **all establishments** covered by the survey, similar data are asked for two occupations considered as benchmark, *Accounting and Bookkeeping Clerks* and *Unskilled Workers except Janitors, Messengers and Freight Handlers*. In addition, basic pay and allowances in selected industries are made available through the survey.

Uses of the Data

Statistics on wage rates are useful economic indicators and are inputs to wage, income, productivity and price policies, wage fixing and collective bargaining. Specifically, occupational wage rates can be used to measure wage differentials, wage inequality in typical low wage and high wage occupations and for international comparability. Industry data on basic pay and allowance can be used to measure wage differentials across industries, for investment decisions and as reference in periodic adjustments of minimum wages.

The data category *average monthly occupational wage rate of selected occupations* is one of the variables listed by the Philippine government under the Special Data Dissemination Standard (SDDS) of the International Monetary Fund. The SDDS serves as reference to member countries in the dissemination of economic and financial data.

Confidentiality

Your completed form remains **confidential** to the BLES and to our field personnel and will be used for statistical purposes only and **not for taxation, regulation or investigation purposes**. All information from your establishment will be integrated with those of the rest of the respondents and will be disseminated only in summaries or statistical tables.

Collection Authority

The information asked for is collected under authority of **Executive Order No. 126**, dated January 30, 1987, creating and mandating the Bureau of Labor and Employment Statistics to conduct nationwide surveys and studies which will generate trends and structures on labor and employment, among others. The BLES is one of the major statistical agencies of the government. Also, **Executive Order No. 352**, dated July 1, 1996, designates the OWS as one of the statistical activities that will generate critical data for decision-making of the government and the private sector.

Authorized Field Personnel

The **BLES** will supervise data gathering in Metro Manila. For the rest of the country, our Bureau has hired personnel under the supervision of the **DOLE Regional Offices** to undertake the field operations of the survey.

Coverage

Your report should include data **only** for the establishment in the address box to avoid multiple reporting as your other branches may have also been selected to participate in our survey.

Periodicity and Reference Period

The OWS is conducted every two years. The reference period of this survey round is the pay period that includes **July 31, 2012**.

Concepts and Definition of Terms

To facilitate the accomplishment of this form, the definition of terms is found on the same page as the items of inquiry.

Due Date

Please complete this form and return it on the date agreed upon by you and our designated data collector. However, we would highly appreciate if you can accomplish the questionnaire within **ten (10) days** from your receipt.

Availability of Results

Some statistics from the 2010 OWS are found on the last page of this questionnaire. More details can be furnished upon request or by visiting our website (<http://www.bles.dole.gov.ph>). Results of the 2012 OWS will be available by **July 2013**.

Part A ➡

PART A: GENERAL INFORMATION

1. What is the main economic activity of your establishment? Please specify your major products/goods or services in order of importance.

2009 PSIC Code:

(Do not fill)

Main Economic Activity _____

Major Products/Goods or Services _____

Establishment - an economic unit engaged in one or predominantly one kind of economic activity under a single ownership or control at a single fixed location, e.g., mine, factory, store, bank, restaurant.

For multi-unit enterprises with different outlets and subsidiaries or whose activities are located at different locations, each branch, outlet or subsidiary is considered an establishment.

For firms engaged in activities which may be physically dispersed such as mining, construction, real estate development, transportation, communication, insurance, etc., the establishment is the **base** from which the personnel operate to carry out their activities or from which they are paid.

Main economic activity - activity that contributes the biggest or major portion of the gross income or revenues of the establishment, e.g., metallic ore mining, food manufacturing, retail trade, education.

Major products/goods or services - specific product/goods produced or service given by the establishment, e.g., gold, ice cream, electricity, residential buildings, automotive parts, fastfood, shipping, universal banking, security agencies, private tertiary education, private hospital or motion picture production.

2. How many persons did your establishment **employ** during the pay period that includes July 31, 2012?

+

+

+

=

Time-Rate on Full-Time Basis

Time-Rate on Part-Time Basis

Output Rate Workers

Working Owners (without regular pay) and Unpaid Workers

TOTAL

Include

- working owners with or without regular pay
- salaried directors, managers and executives
- regular and non-regular workers, e.g., probationary, casual, contractual/project-based, seasonal, paid apprentices/learners
- persons on paid vacation, sick, maternity, paternity, service incentive leave and other paid leaves
- persons working away from the establishment but paid by and under its control, e.g., bus drivers
- workers on strike/lockout
- unpaid workers without regular pay who work for at least 1/3 of the working time normal to the establishment including apprentices without compensation or student on-the-job trainees

Exclude

- silent or inactive partners
- members of the board of directors paid solely for attendance at meetings
- consultants, persons on retainer basis, contract out/agency hired workers, homeworkers
- workers on indefinite leave, laid off workers for six (6) months or more
- persons purely on commission and without employer control

Time-rate workers - workers paid on the basis of a time unit of work such as an hour, a day or a month.

Part-time workers - workers who work at jobs which provide less than the working time normal to the establishment.

Output rate workers - workers whose pay is in relation to their output, i.e. piece, quota, “pakyao” or task.

Working Owners - working owners who do not receive regular pay.

Unpaid workers - persons without regular pay who work for at least 1/3 of the working time normal to the establishment including apprentices without compensation or student on-the-job trainees.

**PART B: EMPLOYMENT AND WAGE RATES OF TIME-RATE WORKERS
ON FULL-TIME BASIS**

Reference: Pay Period that includes July 31, 2012

1. Basic Pay: Please provide the number of time-rate workers on full-time basis in your establishment, **regardless** of job or position, in the applicable time unit and basic pay range.

For standardization purposes, hourly and daily rates are the corresponding equivalent of the monthly pay. They were computed on the basis of 313 working days a year and 8 hours per day.

Hourly Rate		Daily Rate		Monthly Rate	
Basic Pay (P)	Full-time Workers (Both Sexes)	Basic Pay (P))	Full-time Workers (Both Sexes)	Basic Pay (P))	Full-time Workers (Both Sexes)
(1)	(2)	(3)	(4)	(5)	(6)
Below 14.38		Below 115.00		Below 3,000	
14.38 - 19.16		115.00 - 153.33		3,000 - 3,999	
19.17 - 23.95		153.34 - 191.67		4,000 - 4,999	
23.96 - 28.75		191.68 - 230.01		5,000 - 5,999	
28.76 - 33.54		230.02 - 268.35		6,000 - 6,999	
33.55 - 38.33		268.36 - 306.69		7,000 - 7,999	
38.34 - 43.12		306.70 - 345.02		8,000 - 8,999	
43.13 - 47.92		345.03 - 383.36		9,000 - 9,999	
47.93 - 52.71		383.37 - 421.70		10,000 - 10,999	
52.72 - 57.50		421.71 - 460.04		11,000 - 11,999	
57.51 - 62.29		460.05 - 498.38		12,000 - 12,999	
62.30 - 67.08		498.39 - 536.72		13,000 - 13,999	
67.09 - 71.87		536.73 - 575.06		14,000 - 14,999	
71.88 - 76.66		575.07 - 613.40		15,000 - 15,999	
76.67 - 81.45		613.41 - 651.74		16,000 - 16,999	
81.46 - 86.24		651.75 - 690.08		17,000 - 17,999	
86.25 - 91.03		690.09 - 728.42		18,000 - 18,999	
91.04 - 95.82		728.43 - 766.76		19,000 - 19,999	
95.83 - 100.61		766.77 - 805.10		20,000 - 20,999	
100.62 - 105.40		805.11 - 843.44		21,000 - 21,999	
105.41 - 110.19		843.45 - 881.78		22,000 - 22,999	
110.20 - 114.98		881.79 - 920.12		23,000 - 23,999	
114.99 - 119.77		920.13 - 958.46		24,000 - 24,999	
119.78 and over		958.47 and over		25,000 and over	
Sub-total		Sub-total		Sub-total	

TOTAL (sum of cols. 2, 4 and 6)

Time unit - basis of computing, determining or fixing the basic pay or allowance, i.e., hour, day or month. This is **different** from frequency of payment such as twice a month.

Time-rate workers on full time basis - those paid on the basis of a time unit and who work at jobs with hours of work equal to or more than those considered as normal or regular to the establishment.

Wage rate - refers to the sum of basic pay and regular/guaranteed cash allowances.

Basic pay includes:

- Pay for normal/regular working time before deductions for employees social security contributions (e.g., SSS/GSIS, PhilHealth, PAG-IBIG) and withholding taxes, etc.

Basic pay excludes:

- Overtime, night shift differential and other premium pay
- Commissions, tips and share of employees in service charges
- Payments in kind
- Allowances
- Bonuses and gratuities



PART B: EMPLOYMENT AND WAGE RATES OF TIME-RATE WORKERS
ON FULL-TIME BASIS (cont'd)

Reference: Pay Period that includes July 31, 2012

2. Allowances: Please provide the number of time-rate workers on full-time basis in your establishment receiving allowances, **regardless** of job or position, in the applicable time unit and allowance range. *The total number of these workers (sum of cols. 8, 10 and 12) should **not exceed** the total number of workers (sum of cols. 2, 4 and 6) reported on page 4.*

For standardization purposes, hourly and daily rates are the corresponding equivalent of the monthly allowances. They were computed on the basis of 313 working days a year and 8 hours per day.

Of the **TOTAL** (sum of cols. 2, 4 and 6) reported on page 4, how many received allowances? Entry should equal sum of cols. 8, 10 and 12 below.

Hourly Rate		Daily Rate		Monthly Rate	
Allowances (P)	Full-time Workers (Both Sexes)	Allowances (P)	Full-time Workers (Both Sexes)	Allowances (P)	Full-time Workers (Both Sexes)
(7)	(8)	(9)	(10)	(11)	(12)
Below 1.20		Below 9.58		Below 250	
1.20 - 2.39		9.58 - 19.15		250 - 499	
2.40 - 3.59		19.16 - 28.73		500 - 749	
3.60 - 4.78		28.74 - 38.31		750 - 999	
4.79 - 5.98		38.32 - 47.90		1,000 - 1,249	
5.99 - 7.18		47.91 - 57.48		1,250 - 1,499	
7.19 - 8.38		57.49 - 67.07		1,500 - 1,749	
8.39 - 9.58		67.08 - 76.65		1,750 - 1,999	
9.59 - 10.78		76.66 - 86.24		2,000 - 2,249	
10.79 - 11.97		86.25 - 95.82		2,250 - 2,499	
11.98 - 13.17		95.83 - 105.41		2,500 - 2,749	
13.18 - 14.37		105.42 - 114.99		2,750 - 2,999	
14.38 - 15.57		115.00 - 124.57		3,000 - 3,249	
15.58 - 16.77		124.58 - 134.15		3,250 - 3,499	
16.78 - 17.97		134.16 - 143.73		3,500 - 3,749	
17.98 - 19.17		143.74 - 153.31		3,750 - 3,999	
19.18 - 20.37		153.32 - 162.89		4,000 - 4,249	
20.38 - 21.57		162.90 - 172.47		4,250 - 4,499	
21.58 - 22.77		172.48 - 182.05		4,500 - 4,749	
22.78 - 23.97		182.06 - 191.63		4,750 - 4,999	
23.98 and over		191.64 and over		5,000 and over	
Sub-total		Sub-total		Sub-total	

TOTAL (sum of cols. 8, 10 and 12)

Allowances include:

- Cost of living allowances (COLA)
- Other guaranteed cash payments given monthly

Allowances exclude:

- Reimbursements for travel, entertainment, meals and other expenses, etc. incurred in conducting the business of the employer
- Cost of uniform/working clothes
- Bonuses and gratuities
- Family allowances
- Payments in kind

PART C: EMPLOYMENT AND WAGE RATES OF TIME-RATE WORKERS ON FULL-TIME BASIS IN SELECTED OCCUPATIONS

Reference: Pay Period that includes July 31, 2012

The OWS monitors employment and wage data for at most 11 occupations in each of the selected industries listed in Part F of this questionnaire. This results to the monitoring of wage rates of 189 occupations across 50 industries. For all establishments covered by the survey, similar data are asked for two (2) occupations considered as benchmark, Accounting and Bookkeeping Clerks and Unskilled Workers except Janitors, Messengers and Freight Handlers.

Example on how to accomplish Part C of the questionnaire:

Occupation: Sewers, Embroiderers and Related Workers

1. Current Wage Rates

1a. BASIC PAY			1b. ALLOWANCES		
Time Unit H – Hour D – Day M – Month (1)	Basic Pay per Worker (P) (2)	Full-time Workers (Both Sexes) (3)	Time Unit H – Hour D – Day M – Month (4)	Allowances per Worker (P) (5)	Full-time Workers (Both Sexes) (6)
D	400.00	1	D	15.00	3
D	450.00	3			
TOTAL (sum of col. 3)		4	TOTAL (sum of col. 6)		3

Note: Total of col.6 is not equal to total of col. 3 since not all workers are given allowances.

2. Time-rate workers on full-time basis (Currently employed as of reference period)	1	+	3	=	4
	Men		Women		Total

For the two benchmark occupations, please provide requested information (refer to pages 4 and 5 for definitions of basic pay and allowances). Use additional sheets following the format below if the space provisions are inadequate for your use.

Accounting and Bookkeeping Clerks

PSOC 2002 Update 4121

Function: Help with the accounting and bookkeeping records and computations, wages and production cost computations as well as cash payments.

1. Current Wage Rates

1a. BASIC PAY			1b. ALLOWANCES		
Time Unit H – Hour D – Day M – Month (1)	Basic Pay per Worker (P) (2)	Full-time Workers (Both Sexes) (3)	Time Unit H – Hour D – Day M – Month (4)	Allowances per Worker (P) (5)	Full-time Workers (Both Sexes) (6)
TOTAL (sum of col. 3)			TOTAL (sum of col. 6)		

2. Time-rate workers on full-time basis (Currently employed as of reference period)		+		=	
	Men		Women		Total

Unskilled Workers except Janitors, Messengers and Freight Handlers

PSOC 2002 Update 9400

Function: Perform a variety of low-skilled and routine manual tasks, requiring a minimum of training, little or no previous experience and mainly physical effort.

1. Current Wage Rates

1a. BASIC PAY			1b. ALLOWANCES		
Time Unit H – Hour D – Day M – Month (1)	Basic Pay per Worker (P) (2)	Full-time Workers (Both Sexes) (3)	Time Unit H – Hour D – Day M – Month (4)	Allowances per Worker (P) (5)	Full-time Workers (Both Sexes) (6)
TOTAL (sum of col. 3)			TOTAL (sum of col. 6)		

2. Time-rate workers on full-time basis (Currently employed as of reference period)		+		=	
	Men		Women		Total



PART C: EMPLOYMENT AND WAGE RATES OF TIME-RATE WORKERS ON FULL-TIME BASIS IN SELECTED OCCUPATIONS (cont'd)

Reference: Pay Period that includes July 31, 2012

In case your establishment is engaged in any of the industries listed in Part F of this questionnaire, you should have been provided the applicable **occupational sheet** that describes the other selected occupations for each industry. These occupations are described in accordance with the Philippine Standard Occupational Classification (PSOC) 2002 Update. Request from our data collector the applicable occupational sheet if you were not provided this. Provide the required data for the *enumerated occupations in the occupational sheet or for comparable jobs existing in your establishment*. Use additional sheets following the format below if the space provisions are inadequate for your use.

Occupation: _____ PSOC 2002 Update

Do not fill

1. Current Wage Rates

1a. BASIC PAY			1b. ALLOWANCES		
Time Unit H – Hour D – Day M – Month (1)	Basic Pay per Worker (P) (2)	Full-time Workers (Both Sexes) (3)	Time Unit H – Hour D – Day M – Month (4)	Allowances per Worker (P) (5)	Full-time Workers (Both Sexes) (6)
TOTAL (sum of col. 3)			TOTAL (sum of col. 6)		

2. Time-rate workers on full-time basis (Currently employed as of reference period)

Men

 +

Women

 =

Total

Occupation: _____ PSOC 2002 Update

Do not fill

1. Current Wage Rates

1a. BASIC PAY			1b. ALLOWANCES		
Time Unit H – Hour D – Day M – Month (1)	Basic Pay per Worker (P) (2)	Full-time Workers (Both Sexes) (3)	Time Unit H – Hour D – Day M – Month (4)	Allowances per Worker (P) (5)	Full-time Workers (Both Sexes) (6)
TOTAL (sum of col. 3)			TOTAL (sum of col. 6)		

2. Time-rate workers on full-time basis (Currently employed as of reference period)

Men

 +

Women

 =

Total

Occupation: _____ PSOC 2002 Update

Do not fill

1. Current Wage Rates

1a. BASIC PAY			1b. ALLOWANCES		
Time Unit H – Hour D – Day M – Month (1)	Basic Pay per Worker (P) (2)	Full-time Workers (Both Sexes) (3)	Time Unit H – Hour D – Day M – Month (4)	Allowances per Worker (P) (5)	Full-time Workers (Both Sexes) (6)
TOTAL (sum of col. 3)			TOTAL (sum of col. 6)		

2. Time-rate workers on full-time basis (Currently employed as of reference period)

Men

 +

Women

 =

Total



PART C: EMPLOYMENT AND WAGE RATES OF TIME-RATE WORKERS
ON FULL-TIME BASIS IN SELECTED OCCUPATIONS (cont'd)

Reference: Pay Period that includes July 31, 2012

Occupation: _____

PSOC 2002 Update Do not fill

1. Current Wage Rates

1a. BASIC PAY			1b. ALLOWANCES		
Time Unit H – Hour D – Day M – Month (1)	Basic Pay per Worker (P) (2)	Full-time Workers (Both Sexes) (3)	Time Unit H – Hour D – Day M – Month (4)	Allowances per Worker (P) (5)	Full-time Workers (Both Sexes) (6)
TOTAL (sum of col. 3)			TOTAL (sum of col. 6)		

2. Time-rate workers on full-time basis
(Currently employed as of reference period)

Men

+

Women

=

Total

Occupation: _____

PSOC 2002 Update Do not fill

1. Current Wage Rates

1a. BASIC PAY			1b. ALLOWANCES		
Time Unit H – Hour D – Day M – Month (1)	Basic Pay per Worker (P) (2)	Full-time Workers (Both Sexes) (3)	Time Unit H – Hour D – Day M – Month (4)	Allowances per Worker (P) (5)	Full-time Workers (Both Sexes) (6)
TOTAL (sum of col. 3)			TOTAL (sum of col. 6)		

2. Time-rate workers on full-time basis
(Currently employed as of reference period)

Men

+

Women

=

Total

Occupation: _____

PSOC 2002 Update Do not fill

1. Current Wage Rates

1a. BASIC PAY			1b. ALLOWANCES		
Time Unit H - Hour D - Day M - Month (1)	Basic Pay per Worker (P) (2)	Full-time Workers (Both Sexes) (3)	Time Unit H - Hour D - Day M - Month (4)	Allowances per Worker (P) (5)	Full-time Workers (Both Sexes) (6)
TOTAL (sum of col. 3)			TOTAL (sum of col. 6)		

2. Time-rate workers on full-time basis
(Currently employed as of reference period)

Men

+

Women

=

Total



**PART C: EMPLOYMENT AND WAGE RATES OF TIME-RATE WORKERS
ON FULL-TIME BASIS IN SELECTED OCCUPATIONS (cont'd)**
Reference: Pay Period that includes July 31, 2012

Occupation: _____

PSOC 2002 Update Do not fill

1. Current Wage Rates

1a. BASIC PAY			1b. ALLOWANCES		
Time Unit H – Hour D – Day M – Month (1)	Basic Pay per Worker (P) (2)	Full-time Workers (Both Sexes) (3)	Time Unit H – Hour D – Day M – Month (4)	Allowances per Worker (P) (5)	Full-time Workers (Both Sexes) (6)
TOTAL (sum of col. 3)			TOTAL (sum of col. 6)		

2. Time-rate workers on full-time basis
(Currently employed as of reference period)

Men

+

Women

=

Total

Occupation: _____

PSOC 2002 Update Do not fill

1. Current Wage Rates

1a. BASIC PAY			1b. ALLOWANCES		
Time Unit H – Hour D – Day M – Month (1)	Basic Pay per Worker (P) (2)	Full-time Workers (Both Sexes) (3)	Time Unit H – Hour D – Day M – Month (4)	Allowances per Worker (P) (5)	Full-time Workers (Both Sexes) (6)
TOTAL (sum of col. 3)			TOTAL (sum of col. 6)		

2. Time-rate workers on full-time basis
(Currently employed as of reference period)

Men

+

Women

=

Total

Occupation: _____

PSOC 2002 Update Do not fill

1. Current Wage Rates

1a. BASIC PAY			1b. ALLOWANCES		
Time Unit H - Hour D - Day M - Month (1)	Basic Pay per Worker (P) (2)	Full-time Workers (Both Sexes) (3)	Time Unit H - Hour D - Day M - Month (4)	Allowances per Worker (P) (5)	Full-time Workers (Both Sexes) (6)
TOTAL (sum of col. 3)			TOTAL (sum of col. 6)		

2. Time-rate workers on full-time basis
(Currently employed as of reference period)

Men

+

Women

=

Total

Part D ➡

PART D: CERTIFICATION

This is to certify as to the accuracy of the data provided in this questionnaire.

Name/Signature of Contact Person in the Establishment:			
Position:		Fax No.:	
Tel. No.:		E-mail Address:	
Time spent in answering this questionnaire: <input type="checkbox"/> Less than a day <input type="checkbox"/> 1 -2 days <input type="checkbox"/> More than 2 days (specify) _____			
Comments:			
A. On data provided for the 2012 Occupational Wages Survey (OWS)			
B. On results of the 2010 Occupational Wages Survey (OWS)			
C. Presentation/Packaging:		Suggestions for improvement:	
Definition of terms	<input type="checkbox"/> Easy to understand <input type="checkbox"/> Vague		
Layout	<input type="checkbox"/> User-friendly <input type="checkbox"/> Not user-friendly		
Font, color	<input type="checkbox"/> Appealing <input type="checkbox"/> Not appealing		
Participation in Other Government Surveys:			
In 2011, have you been a recipient of a questionnaire in any of these surveys? <i>Check as applicable.</i>	<input type="checkbox"/> Annual Survey of Philippine Business and Industry, <i>National Statistics Office</i> <input type="checkbox"/> Quarterly Survey of Philippine Business and Industry, <i>National Statistics Office</i> <input type="checkbox"/> Labor Turnover Survey, <i>Bureau of Labor and Employment Statistics</i> <input type="checkbox"/> Others (specify) _____ _____		

Thank you for your patience and full cooperation to our undertaking.

PART E: SURVEY PERSONNEL

National Capital Region

	Enumerator	Area Supervisor	Reviewer
Name			
Date			

Outside National Capital Region

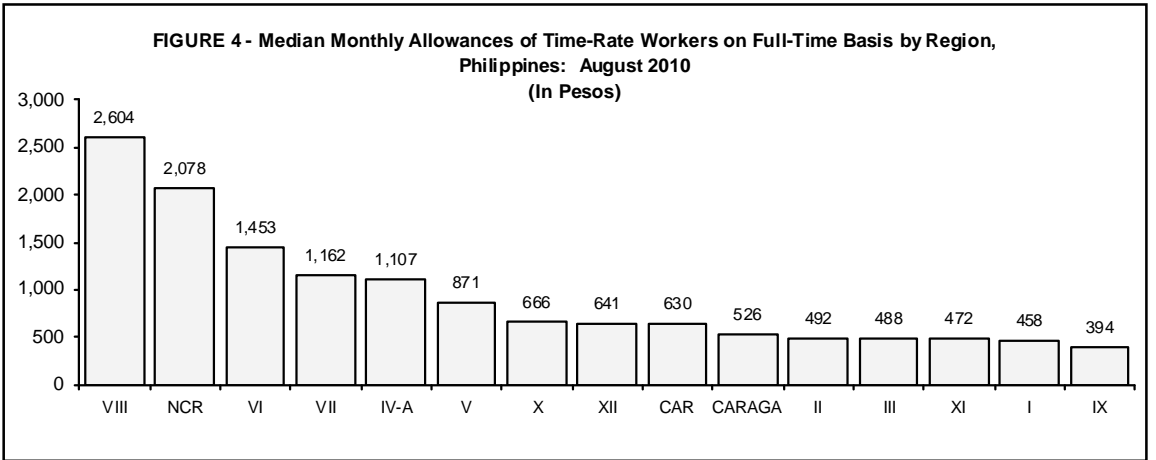
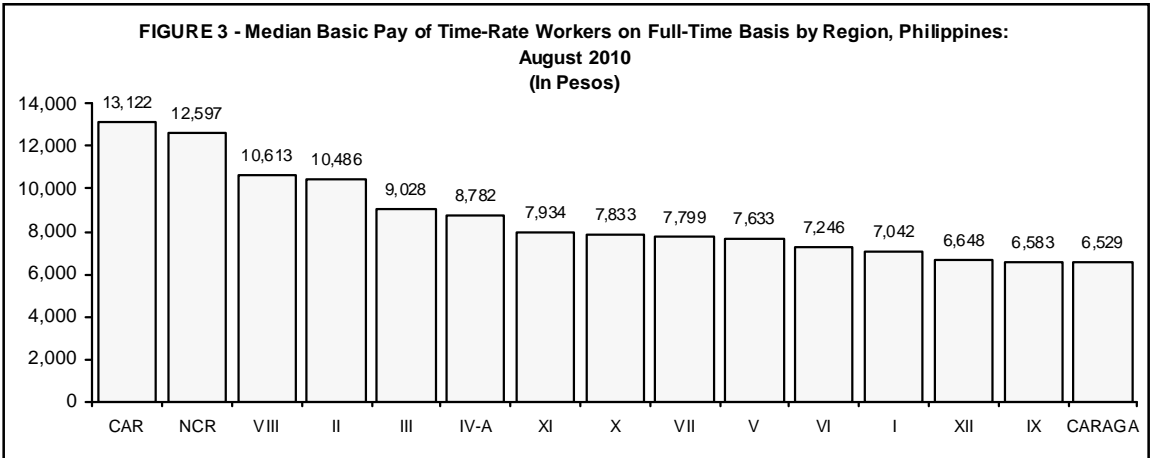
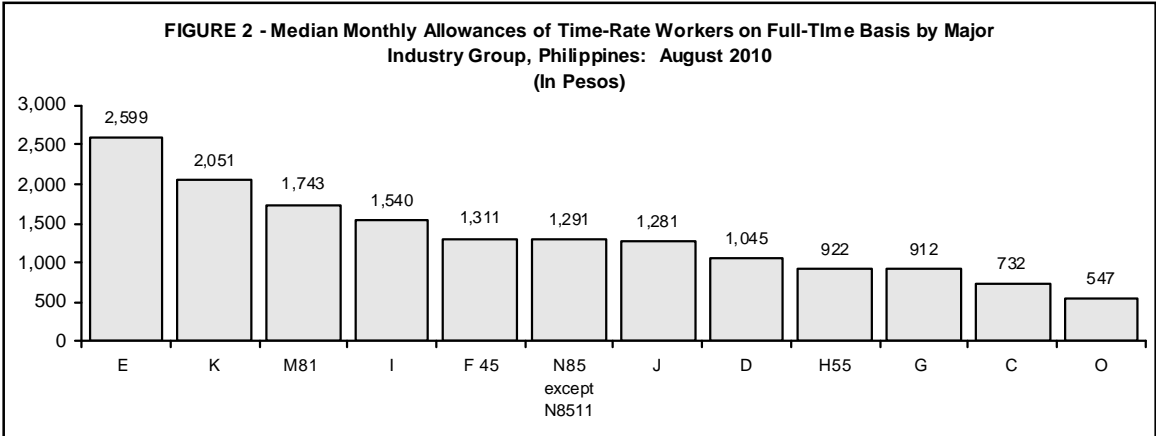
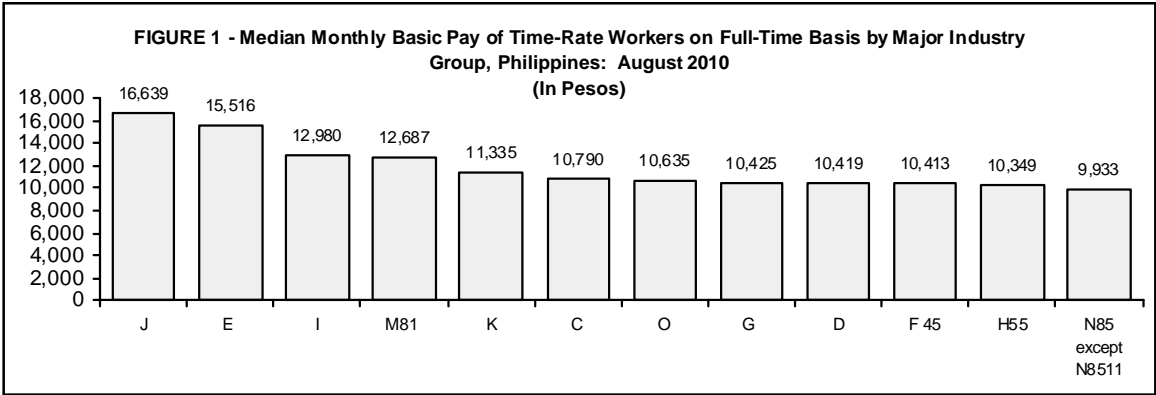
	Enumerator	Area Supervisor	Regional Supervisor	BLES Reviewer
Name				
Date				

PART F: INDUSTRIES WITH SELECTED OCCUPATIONS

2009 Philippine Standard Industrial Classification (PSIC) Code	INDUSTRY GROUP
A01/A02	Crop and Animal Production, Hunting and Related Service Activities; Forestry and Logging
A03	Fishing and Aquaculture
B05/B06/B08	Mining of Coal and Lignite; Extraction of Crude Petroleum and Natural Gas; and Other Mining and Quarrying
B07	Mining of Metal Ores
C10/C11	Manufacture of Food Products and Beverages
C13	Manufacture of Textiles
C14	Manufacture of Wearing Apparel
C15	Manufacture of Leather and Related Products
C162	Manufacture of Products of Wood, Cork, Straw and Plaiting Materials
C17	Manufacture of Paper and Paper Products
C18	Printing and Reproduction of Recorded Media
C19	Manufacture of Coke and Refined Petroleum Products
C20	Manufacture of Chemicals and Chemical Products
C21	Manufacture of Basic Pharmaceutical Products and Pharmaceutical Preparation
C221	Manufacture of Rubber Products
C222	Manufacture of Plastic Products
C23	Manufacture of Other Non-Metallic Mineral Products
C24	Manufacture of Basic Metals
C25	Manufacture of Fabricated Metal Products except Machinery and Equipment
C26	Manufacture of Computer, Electronic and Optical Products
C27	Manufacture of Electrical Equipment
C28	Manufacture of Machinery and Equipment, n. e. c.
C29	Manufacture of Motor Vehicles, Trailers and Semi-Trailers
C301	Building of Ships and Boats
C31	Manufacture of Furniture
D35	Electricity, Gas, Steam and Air Conditioning Supply
E36	Water Collection, Treatment and Supply
F41/F42/F43	Construction
G45	Wholesale and Retail Trade and Repair of Motor Vehicles and Motorcycles
G46	Wholesale Trade except of Motor Vehicles and Motorcycles
G47	Retail Trade except of Motor Vehicles and Motorcycles
H49 excl. H492	Land Transport and Transport via Pipelines except Transport via Buses
H492	Transport via Buses
H50	Water Transport
H51	Air Transport
H52	Warehousing and Support Activities for Transportation
I55/I56	Accommodation and Food Service Activities
J58	Publishing Activities
J590*	Animated Films and Cartoons Production
J61	Telecommunications
J62/J63	Computer Programming, Consultancy and Related Activities; Information Service Activities
K64 excl. K6411	Financial Service Activities except Insurance, Pension Funding and Central Banking
K65	Insurance, Reinsurance and Pension Funding except Compulsory Social Security
M692	Accounting, Bookkeeping and Auditing Activities; Tax Consultancy
M711	Architectural and Engineering Activities and Related Technical Consultancy
N79	Travel Agency, Tour Operator, Reservation Service and Related Activities
N8221	Call Center Activities (Voice)
N82226	Medical Transcription Activities
P85	Education except Public Education
Q86	Human Health Activities except Public Health Activities

*BLES Code.

Selected Statistics from 2010 Occupational Wages Survey



C - Mining and Quarrying
D - Manufacturing
E - Electricity, Gas and Water Supply
F45 - Construction
G - Wholesale and Retail Trade; Repair of Motor Vehicles, Motorcycles and Personal and Household Goods
H55 - Hotels and Restaurants
I - Transport, Storage and Communications
J - Financial Intermediation
K - Real Estate, Renting and Business Activities
M81 - Private Education Services
N85 excl. N8511 - Health and Social Work except Public Medical, Dental and Other Health Activities
O - Other Community, Social and Personal Service Activities

Note: Data for Region IV-B and Autonomous Region in Muslim Mindanao were suppressed due to low response rate.